



THE JUSTICE LAW AND ORDER SECTOR



ANNUAL PERFORMANCE REPORT 2013/2014

FOREWORD



The Justice Law and Order Sector (JLOS) brings together 17 institutions responsible for administering justice, maintaining law and order and promoting the observance of human rights. JLOS is a significant innovation now in operation for over 14 years as a holistic Government approach focused on promoting the rule of law using a sector wide approach.

The Justice Law and Order Sector in Uganda is rated as a huge success and a regional flag bearer in policy and strategic coordination in justice and law enforcement reforms. Embedded within the national planning framework and a rights based approach, the sector-wide approach (Swap) has grown from an initial local based pilot into a collaboration that draws together close to one third of government institutions. Steeped in this success, the JLOS intends to sustain this growth and its dividends.

JLOS is now in the second year of implementation of the third sector strategic investment plan following the successful implementation of the first and second investment plans. The sector is proud to note that there is now a more developed system approach to evidence based budgeting with increased coordination, communication and cooperation in public service delivery and development assistance in the sector. There is growing public trust in JLOS service delivery as we strive to walk the talk of enhancing public confidence in the judicial process. The sector has also redefined the commercial and criminal justice system which is now the basis of reforms in other African countries and we have been rated the best in Africa and 4th in the World in terms of our offender rehabilitation programmes.

This is the second annual performance report under the Third Sector Strategic Investment Plan (SIPIII) adopted in March 2012. The report follows the SIPIII structure and tracks performance against targets set out in the JLOS Monitoring and Evaluation Plan

The JLOS annual performance report is a strategic report, providing performance and results information in key result areas of JLOS business to enable the sector and development partners and all our valued stakeholders to assess progress we have made and help us to identify and target areas for reorganization or increased investment.

On behalf of the sector leadership and all sector management structures I commit to multiply efforts in order build public trust in JLOS service delivery so as to transform the justice and law enforcement system into one that respects, promotes, protects and fulfills the fundamental rights stipulated in the Constitution as we ensure justice for all.

Justice Steven B.K. Kavuma

Ag. Chief Justice and Chairperson JLOS Leadership Committee



Hon. Justice Steven B.K. Kavuma
Ag. Chief Justice and Chairperson JLOS Leadership Committee



Hon. Gen. Aronda Nyakairima
Minister of Internal Affairs



Hon. Maj. Gen. Kahinda Otafiire
Minister of Justice & Const. Affairs



Hon. Peter Nyombi
Attorney General



Hon. Busingye Mary Karoro Okurut
Minister of Gender Labour and Social Development



Hon. Adolf Mwesige
Minister of Local Government



Mr. Francis Atoke
Solicitor General/ Chairperson
JLOS Steering Committee



Ms. Rachel Odoi Musoke
Ag. Senior Technical Advisor, JLOS



Mr. Charles Elem Ogwal
Chairperson JLOS Technical
committee

CONTENTS

LIST OF ACRONYMS.....	2
INTRODUCTION AND OVERVIEW OF SECTOR PERFORMANCE	5
OUTCOME 1: POLICY AND LEGISLATIVE FRAMEWORK STRENGTHENED	7
Output 1.1: The legal and policy environment underpinning JLOS Service delivery improved	7
Output 1.2: Independence of JLOS Institutions strengthened	11
Output 1.3: Administrative service delivery standards harmonised	13
Output 1.4: Legislative and regulatory environment for realization of national development objectives	18
Output 1.5: Enforcement of laws improved.....	20
Output 1.6: Transitional justice policy and legislation enacted.....	28
Output 1.7: Informal justice framework strengthened	30
Output 1.8: JLOS compliance and participation in EAC regional and international integration	33
2.0 OUTCOME 2: ACCESS TO JLOS SERVICES PARTICULARLY FOR VULNERABLE PERSONS ENHANCED	35
2.1. Rationalized physical de-concentration of JLOS services:	38
2.2. JLOS House constructed, equipped and functional by 2017.....	44
2.3 Adjudication of Labour Justice improved.....	45
2.4 Service delivery standards met and improved	45
2.5. User Empowerment Services improved.....	57
2.6. Vulnerability profiled and discrimination and bias in access to JLOS Services eliminated.....	62
2.7. JLOS capacity to prevent and respond to crime enhanced	72
2.8. Access to Transitional Justice (TJ) enhanced.....	90
2.9. Legal Aid Policy and Law implemented	92
2.10. JLOS User-oriented service attitude inculcated.	101
OUTCOME 3: OBSERVANCE OF HUMAN RIGHTS AND ACCOUNTABILITY PROMOTED.....	103
3.1.Human Rights observance in JLOS institutions promoted.....	104
3.2.External JLOS accountability promoted	114
3.3.JLOS Internal accountability promoted	119
3.4.Anti-Corruption measures in JLOS adopted and implemented	123
3.5.Accountability in Transitional Justice promoted	125
5.0 KEY CHALLENGES	139

LIST OF ACRONYMS

ADR	Alternative Dispute Resolution
AIDS	Acquired Immune Deficiency Syndrome
ASTU	Anti-Stock Theft Unit
ART	Anti-Retroviral Therapy
BDR	Birth and Death Registration
CAO	Chief Administrative Officer
CFPU	Child and Family Protection Unit
CFPOs	Child and Family Protection Officers
CJRP	Commercial Justice Reform Programme
CJS	Criminal Justice System
CLOs	Community Liaison Officers
CSOs	Civil Society Organisations
DANIDA	Danish International Development Agency
DCC	District Coordination Committees/District Chain Linked Committees
DCIC	Directorate of Citizenship and Immigration Control
DCSC	District Community Service Committee
DGAL	Directorate of Government Analytical Laboratory
DNA	Deoxyribonucleic acid
DPC	District Police Commander
DPG	Development Partners Group
DPP	Directorate of Public Prosecutions
EAC	East African Community
EDF	European Development Fund
EU	European Union
EU DGAP	European Union Democratic Governance and Accountability Programme
FIDA	Uganda Association of Women Lawyers (Federacion Internationale D'Abogados)
FHRI	Foundation for Human Rights Initiative
GAL	Government Analytical Laboratory
GBV	Gender Based Violence
GOU	Government of Uganda
HIV	Human Immuno-Deficiency Virus
HRBA	Human Rights Based Approach
HURINET	Human Rights Network Uganda

ICC	International Criminal Court
IEC	Information Education and Communication
ICITAP	International Criminal Investigations Training Assistance Programme
IFMS	Integrated Financial Management System
J4C	Justice for Children
JSC	Judicial Service Commission
KIDDP	Karamoja Integrated Disarmament and Development Programme
LABF	Legal Aid Basket Fund
LAP	Local Administration Prison
LASPNET	Legal Aid Service Providers Network
LCC	Local Council Court
LCCA	Local Council Court Act
LDC	Law Development Centre
M&E	Monitoring and Evaluation
MIA	Ministry of Internal Affairs
MoU	Memorandum of Understanding
MOFPED	Ministry of Finance, Planning and Economic Development
MoGLSD	Ministry of Gender, Labour and Social Development
MOJCA	Ministry of Justice and Constitutional Affairs
MTEF	Medium Term Expenditure Framework
NAADS	National Agricultural Advisory Services
NEMA	National Environmental Management Authority
NCSP	National Community Service Programme
NFP	National Focal Point (For Light Arms and Small Weapons)
NGOs	Non-Governmental Organisation
NORAD	Norwegian Agency for Development Cooperation
NUSAF	Northern Uganda Social Action Fund
NTR	Non Tax Revenue
OC-CID	Officer in Charge – Criminal Investigations Directorate
OHCHR	Office of the High Commissioner for Human Rights
PISCES	Personal Identification Secure Comparison Evaluation System
PLE	Primary Leaving Examination

PPC	Probationary Police Constable
PPU	Policy and Planning Units
PRDP	Peace, Recovery and Development Plan
PTS	Police Training School
RSA	Resident State Attorney
RSP	Resident State Prosecutor
SB	Special Branch
SGBV	Sexual and Gender Based Violence
SIP	Strategic Investment Plan
SIPIII	Third Strategic Investment Plan
SOCOs	Scene of Crime Officers
SPCs	Special Police Constables
SWAp	Sector Wide Approach
TAT	Tax Appeals Tribunal
TB	Tuberculosis
TJ	Transitional Justice
ToT	Training of Trainers
UACE	Uganda Advanced Certificate of Education
UCE	Uganda Certificate of Education
UHRC	Uganda Human Rights Commission
ULRC	Uganda Law Reform Commission
ULS	Uganda Law Society
UN Women	United Nations Women
UNICEF	United Nations Fund for Children
UPDF	Uganda Peoples' Defence Force
UPF	Uganda Police Force
UPS	Uganda Prisons Service
UN	United Nations
UPDF	Uganda Peoples' Defence Forces
UPPC	Uganda Printing and Publishing Corporation
URSB	Uganda Registration Services Bureau

INTRODUCTION AND OVERVIEW OF SECTOR PERFORMANCE

The Justice Law and Order Sector (JLOS) Annual Performance Report 2013/14, assesses the performance of the sector during the FY 2013/14 across the seventeen institutions that constitute the JLOS annual planning and budgeting framework. Performance was measured at all levels of the results chain from impact to results, outputs, activities and input usage. The performance information in the report was generated from the analysis of the data from sector submissions.

The report is an account of the journey being undertaken by the sector to increase public satisfaction with JLOS services to 70% by 2016; improve public confidence in the justice system to 44% in 2016 and enhancing the index of judicial independence from 3.8 to 4 in 2016.

This is the second annual performance report under the Third Sector Strategic Investment Plan (SIPIII) adopted in March 2012. The report follows the SIPIII structure and tracks performance against targets set out in the JLOS Monitoring and Evaluation Plan.

This performance report covers all activities undertaken and outputs produced by the JLOS agencies using the totality of the JLOS resource envelope. The resource envelop includes the SWAp basket fund, GoU recurrent and development expenditure as well as other multilateral and bilateral project support that the sector institutions accessed during the FY 2013/14.

The report is divided into 5 chapters. Chapter 1 provides the introduction and over view of sector performance; Chapter 2 deals with performance under outcome 1; chapter 3 presents performance under outcome 2; chapter 4 presents performance under outcome 3; and chapter 5 presents financial performance.

According to the Doing Business Index 2014, Uganda has improved 7 places from position 129 to 122 partly because of reforms in business registration and reduction in lead times such as the time it takes to conduct a search which is now under 30 minutes and registration of business is now 16 working hours. We remain strong in the protection of property. The lead times in issuance of work permits has improved to 23 days from 8 days and while the lead time for processing of passports was maintained at 10 days on account of the operationalization of new passport centres.

The sector has now achieved 46.8% coverage in terms of districts with a complete chain of frontline JLOs services compared to 34.8% coverage in 2012/13 ie a 34.5% growth in infrastructure coverage

Responding to the need to deepen sector functional presence and ensure that vulnerable people do not traverse long distances to access JLOS services, 35 new service points were opened by various JLOS institutions. As a result the number of districts with a functional chain of frontline JLOS service points increased by 7% from 79 to 84 which is 75% district coverage compared to 70% at the start of the financial year.

The sector in 2013/14 registered a 10.5% increase in the total number of cases disposed with (124,897 cases disposed compared to 116,367 cases disposed of 2012/13) at all levels

of court which translates into 90% disposal rate of registered cases and 41.4% of the total number of cases in the system

As a result of this performance the average length of stay on remand for capital offenders reduced from 11.4 months to 10.5 months while that of non-capital offenders reduced from 3 to 2 months.

The sector registered a 0.5% reduction in the volume of crime and incidence of crime reduced from 305 for every 100,000 persons in 2012 to 273 for every 100,000 persons in 2013 according to the Police Crime Report 2013. This was as results of strengthened measures to prevent crime, greater reliability of police services with the Uganda Police ranked 95th in the world and 20th in Africa according to The International Competitiveness Report 2014 of the World Bank as well as enhanced crime response. The rates of recidivism too reduced from 26.7% to 26%. According to a 2013 report by the African Journal of criminology and Justice, Uganda has the best prisons rehabilitation programmes in Africa and ranks fourth globally, going by the re-offender rate.

In the area of promotion of human rights the Uganda Human Rights Commission registered a 65.4% increase in disposal rate of cases with a rate of 45.2% up from 29.6% in previous year.

The sector also registered a 7.6% increase in prisons carrying capacity to 16,094 though the occupancy rate increased by 8.3% to 259% on account of the increase in prison population. The “Bucket System” has now been eliminated in 62.7% of prison units (148) up from 42% in the previous year following completion of 60 water borne toilets.

Following the adoption of Human Rights Based Approach; complaints of alleged human rights violations against JLOS institutions have started reducing. In the review period complaints against the prisons reduced by 23.6% while those against the police reduced by 0.5%.

The Sector financial reports and statements were audited and returned with a clean financial audit report for the SWAp fund. The sector continued to strengthen complaint handling and disciplinary measures. This is partly manifested by increase in disposal of cases by Judicial Service Commission by 20% over and above the rate of registration posting a case disposal rate of 119.2%, amounting to 223 cases.

The sector must however deepen public access to JLOS services, address public perception of corruption in JLOS institutions, enhance institutional productivity as well as welfare of staff across the sector institutions.

OUTCOME 1: POLICY AND LEGISLATIVE FRAMEWORK

Indispensable to the sector's priorities is guaranteeing a strong, harmonized and consistent legal, regulatory and policy environment conducive for National Development. Strengthened and harmonised laws increase productivity of growth, competitiveness, and socio-economic transformation. To this end, the sector targeted to increase the proportion of public confidence in the enforcement of existing laws and the use of ADR by 45% and 50% respectively while the proportion of the population with access to updated laws is targeted to increase to 50% by 2016/17. According to the Doing Business Index 2014, Uganda has improved 7 places from position 129 to 122 partly because of reforms in business registration and reduction in lead times such as the time it takes to conduct a search which is now under 30 minutes and registration of business which is now 16 working hours. The Country remained strong in the protection of property rights as well as in the use of legal framework to challenge regulation as manifested in the recent annulment of the Anti-Homosexuality Act by the Court of Appeal. The analysis below presents the performance of JLOS institutions in the 8 outputs under this outcome-

Output 1.1: The legal and policy environment underpinning JLOS Service delivery improved

The sector is executing programs to diminish gaps established by out dated legislation and insufficient procedures to enhance service delivery. The rationale for this intervention is that performance of some JLOS institutions is limited by obsolete laws, inadequate procedures and/or gaps in the law, and/or interference with institutional independence.

Bills enacted:

The Insolvency Act of 2011 came into force on 1 July 2013 under Statutory Instrument No. 25 of 2013; Insolvency Regulations SI No. 36 of 2013 were published.

The Chattels Securities Act 2014 was passed, this repealed the 1978 Chattels Transfer Act Cap 70. The main objective of the Chattels Securities Act 2014 is to regulate the making and enforcement of security interests in chattels, and also establish a new Register of Chattels. However, the 2014 Act is difficult to operationalise without regulations that will address inter alia, forms, fees and the penalties. An implementation plan that included drafting of regulations, terms of reference for the consultant, publication of the Act and other related activities was agreed. The World Bank has pledged to support this initiative through the Africa Region Financial and Private Sector Development.

The table below summarizes the status of the sector priority laws during the period under review

Table1. THE STATUS OF THE PRIORITIZED BILLS IN THE SECTOR

Bill	Status
Insolvency Act	Bill enacted
The Chattels Securities Act 2014	Bill enacted
Registration of Persons Bill	Tabled in Parliament
Anti-corruption (proceeds of crimes)	In Parliament
Amendment of the Children's Act	Principles approved by Cabinet
Uganda Citizenship and Immigration Control Act Cap 66	Tabled in Parliament
Forensic services and Consumer Chemicals (Management) Bill	Principles approved by Cabinet, Bill drafting on going
Judiciary Administration Bill	Before Cabinet
Legal Aid Bill	Before Cabinet
Trial on Indictments Bill	Before cabinet
NGO Act (Ammendment)Bill	Before cabinet
Constitutional Amendment Bill	Before cabinet
Review of the Police Act	Before Minister of Internal Affairs
Succession Laws	Studies completed
Witness protection	Study completed
Prisons Amendment Act	Studies concluded
Registration of Birth and Death Bill	Study completed
DPP enabling Law	Before MoJCA
Uganda Law Society Act and advocates Act	Study on going
Probation Act	Study on going
Review of LDC Act	Consultations on going

Bills tabled in Parliament:

Registration of Persons Bill: The Bill seeks to establish an independent Authority charged with the responsibility for registration of citizens as well as Aliens.

Other priority bills tabled in Parliament include anti-corruption act (Amendment) bill.

Bills before cabinet:

The NGO Act (Amendments) Bill. The amendment seeks to align and harmonize the NGO Act cap 113 and the NGO Policy 2010.

Constitutional Amendment Bill 2014: the Attorney General submitted Constitutional amendments to Cabinet in March 2014. Cabinet constituted a sub-committee to review all the pending amendments as well as new proposals. In regards to electoral reforms, the Attorney General submitted electoral law reforms to Cabinet in December 2013 for approval. The Attorney General presented to Cabinet the principles for the Bill in December, 2013. Cabinet observed that there were contentious issues in the Electoral Bill that could not be accommodated, without amending the Constitution. Additionally, the

sector through ULRC undertook a bench marking study in Kenya towards the reform of our electoral laws. Extracted recommendations from the study were submitted to the office of the Attorney General and the Office of the Prime Minister to inform reforms. *The Trial on Indictments (Amendment) Bill 2012* seeks to amend sections 40(3), 70 (3) and 137 of the Trial on Indictments Acts Cap 23 to give discretion to the Court to require the corroboration of the Evidence of a Child of tender age where the court finds that the child is too young and lacks the ability to give reliable evidence; to make it mandatory for the Court not to convict on such evidence unless it is corroborated by some other material evidence in support implicating the accused; to abolish the right of an accused person to make an unsworn statement in the case of the Trial of an offence under Chapter XIV of the Penal Code Act; to require the court to consider exercising its powers under article 28 (2) of the constitution to exclude the press and the public from proceedings before the court in prosecutions under chapter 14 of the Penal Code Act Cap 120 for reasons of morality and to protect the victim of the offence.

The Magistrates Courts (Amendment) Bill 2010 seeks to effect certain amendments in sections 104(4), (5) and 128 of the Magistrates Courts Act, Cap. 16 to give discretion to the Court to require corroboration of the evidence of a child of tender years if the Court finds that the child is too young and lacks the ability to give reliable evidence with respect to the relevant matter; to empower Magistrates to issue a commission for the taking of evidence of a child of tender years instead of bringing the child before the courts; to replace subsection (1). The effect of the amendment is to prohibit the making of unsworn statements by the accused persons in trials of sexual offences under chapter 14 of the Penal Code Act. The 2 Bills once approved will among others modernize the criminal trial procedure and curb delays in criminal processes in order to decrease case backlog. The reforms will provide for plea bargaining and pre-trial disclosure of information.

The Evidence (Amendment) Bill, 2012 seeks to amend section 132 of the Evidence Act, Cap 6 to make clear that the evidence of a child or a victim of an offence could be admitted without corroboration so as to facilitate the prosecution of sexual offences. At present section 132 of the Evidence Act, Cap 43 only provides that an accomplice shall be a competent witness against an accused and that a conviction is not illegal merely because it proceeds upon the uncorroborated testimony of an accomplice.

Forensic Services and Consumer Chemicals (Management) Bill; Cabinet approved the principles of the bill and instructed First Parliamentary Counsel to draft the bill in line with the approved principles. A retreat was held to discuss the draft bill and the First Parliamentary Counsel is drafting the bill for submission to Cabinet. A comparative study was conducted in Tanzania on their systems to facilitate finalization of the drafting of the bill and the report made.

Other bills before cabinet include the Judiciary Administration Bill and the Legal Aid Bill 2013.

Other law reform efforts

Succession laws: The sector is fast-tracking reforms of Succession laws [Administrator General's Act Cap 157, Succession Act, which are pending Cabinet approval.. When enacted, these laws will operationalise the Constitution and bring life to International and Regional instruments several of which Uganda has ratified. The amendments will foster

equality which is enshrined under chapter 4 of the constitution.

Law Development Centre (LDC) Act, Cap 132: The Law Development Centre (LDC) Act is under review and proposals for amendment were made. The proposals have been submitted to LDC management committee for consideration before they can be finally submitted to Ministry of Justice and Constitutional Affairs.

Uganda Citizenship and Immigration Control Act: The sector through the Directorate of Citizenship and Immigration Control (DCIC) has made proposals for amendment of the Uganda Citizenship and Immigration Control Act Cap 66 to cater for the issuance and withdrawal of Official and Diplomatic Passports and free movement of persons within the EAC region under the Northern Corridor Integration projects. In the same period, the DCIC reviewed Regulations on fees for granting work Permits under the Northern Corridor Integration Project and payment of work permit fees for citizens of Rwanda and Kenya were abolished thus promoting free movement of labour.

Witness and Victim Protection remains an essential component in the administration of justice because witnesses and victims play pertinent roles albeit the immense emotional, psychological, financial, and physical challenges. However, victims and witnesses need to be protected against possible reprisals during and after they have testified in Courts. The Witness and Victim Protection Bill in the offing will give witnesses security and provide safety mechanisms. The sector institutions concerned are urged to fast track the tabling of this important law which has remained as work in progress for over 2 financial years without reasonable cause.

The National Focal Point on Small Arms and Light Weapons (NFP/SALW) is reviewing the fire arms law. The proposed draft bill includes provisions that Uganda adopted to cater for the loop holes in the 1970 Fire Arms Act, Cap 299 as well as provisions laid out in the International and Regional protocols. However, while a zero draft was developed, additional funds are required to conduct comprehensive consultations with other stakeholders including members of the legal fraternity, Parliament and Uganda Law Reform Commission.

The sector is supporting the Ministry of Gender, Labour and Social Development (MoGLSD) in reviewing the Probation Act, Cap 122 in order to decentralize probation services. To date, a consultant has been engaged to review the Probation Act and develop guidelines for management of remand homes. Field consultations are ongoing.

The legislative drafting manual was developed and is currently under use; this manual provides guidance to ensure consistency, uniformity, while minimizing the duration for drafting bills and revision of laws. A legislative tracking system is under development by National Information Technology Authority (NITA) to link stakeholder institutions. The sector also undertook to build capacity of local government in drafting legislation. The Ministry of Justice and Constitutional Affairs trained 20 officials from three districts of Mpigi, Wakiso and Mukono in drafting ordinances. The officials trained included district chairpersons, vice chairperson, district speakers, deputy speakers and the clerk to the district council. Officials in other districts will be trained in a phased manner over the medium term, resources permitting.

The sector is also developing a strategy to enhance competitiveness within the sector. The terms of reference for the consultancy were drafted and submitted to Danida to procure consultancy services. This will improve service delivery amongst the 17 sector institutions.

The sector commenced the revision of Subsidiary Laws 2000 edition and subsidiary laws passed between 2001-2012, completed Legal Audit of statutory instruments in the blue volumes and those passed between 2000 and 2013; and identified 4,000 statutory instruments for revision. Revision of Statutory Instruments in the 2000 edition is ongoing. Meetings to follow up queries were held with relevant stakeholders and a disposition table was prepared. Furthermore, the sector held meetings for proof reading Vol I, III, IV, V, VI, VII & VIII for the new revision exercise. To ensure access to updated laws a consultant was contracted in June 2014 to design a framework for online publication.

Output 1.2: Independence of JLOS Institutions strengthened

The sector is enthusiastically championing institutional independence through facilitating budgetary processes, securing of adequate financial resources for institutional operations and growth. The sector also promotes, monitors and advocates for the implementation of institutional recommendations. Budgetary processes and strong proposals were made before the Executive, Parliament, and Development Partners for funding.

The Administration of Judiciary Bill which seeks to provide for financial and operational independence of the Judiciary as safeguarded in the Constitution was submitted to Cabinet. Cabinet has since requested the Judiciary and MoJCA to review the bill and ensure that it is in line with the Constitution; to provide for JSC as the legitimate advisory body on remuneration of Judicial Officers; tone down the powers of the proposed Judicial Advisory Council; and identify core non judicial staff to be appointed by the JSC without affecting the principal of separation of powers. Additionally, a DPP enabling law which seeks to enhance the operational independence of the DPP and to implement provisions in the Constitution on the DPP was drafted.

New JLOS service points including courts, police stations, DPP offices and other JLOS infrastructure are under construction to ensure that institutions operate from their own infrastructure without relying on land lords who may undermine the operations of the institutions.

In the reporting period, recruitments were undertaken in the Judiciary and other sector institutions. The key positions substantively filled included Judges of the Industrial Court, Director of Public Prosecutions and the Chief Registrar. However, the continued absence of a substantive Chief Justice and Deputy Chief Justice remains a concern to the sector and is pivotal in ensuring strong and independent JLOS institutions. Never the less, following Constitutional Court ruling the JSC is handling the matter.

Essential to this output is third party compliance with Constitutional provisions. For this reporting period, the sector has increased communication channels amongst the institutions and the State to increase compliance with the Constitution. Through increased periodic monitoring by the respective institutions, the sector is strengthening compliance with the Constitution.

Concerning the promotion of Non Governmental Organisation (NGO) activities, the MIA is engaged in media sensitisation. This encouraged NGOs to update their information and

there is currently, an e-format which has simplified information retrieval for users.

During the reporting period, a total of five (5) Bar - Bench meetings were conducted with the Judiciary. These included a forum involving the land division, Uganda Land Alliance with the plenary leading to key resolutions on the operation of the division with emphasis on strengthening ADR, time management and records management. A meeting between the Executions and Bailiffs Division of the High Court members of the Bar and the Police – Land Protection Unit was also organized to discuss best practices for effective administration of justice in particular regard to enforcement of Court Orders.

The Uganda Law Society (ULS) also organised a half day forum between the Bar and the lower Bench under the theme: *“Engagement between the Lower Bench and the Bar to develop best practices for effective delivery of justice in the lower courts”*. The objective was to discuss issues pertaining administration of justice in Magistrates Courts and make recommendations for effective administration of justice at the lower Bench. The forum was well attended by members of the Bench and the Bar totalling to 377.

Despite the sector’s interventions, there remains a shortage of key staff who are critical drivers for independence of institutions. The delay in appointment of board members of Public Service Commission equally affected the filling of vacant posts in the DPP and other sector institutions that rely on the Public Service Commission for recruitment.

Other challenges include limited human and financial resources for the sector. This is manifested by the inadequate infrastructure for both staff and offices. Exacerbating are the interferences of some politicians and the executive in the administration of land, criminal and civil justice. Consequently, the sector should concertedly address these impediments to ensure that people live in a safe and just society



ULS Bar Bench Meeting at Hotel African

Output 1.3: Administrative service delivery standards harmonised

The sector is reviewing and strengthening service delivery standards in compliance with the JLOS SIP III. Inspection and other oversight mechanisms have been established and strengthened in order to harmonize service delivery for example, the use of chain-linked standards¹, user and service charters. Rights based service standards are also being established and the sector is increasingly utilizing the international and regional rights regime in the implementation of services.



The sector completed the construction of immigration border points in Suam, Lia, Goli and Bunagana as shown in the picture above. As result of the infrastructure and automation of processes passengers are now cleared within 2 minutes on average at each of the border crossing.

In the reporting period it was established that 47% and 60% of the JLOS institutions have client charters and strategic investment plans respectively to guide the delivery of services.

Table 2. Performance against administrative service delivery targets

Output Indicator	Responsibility	Baseline 2010/11	performance 2012/13	Target 2013/14	performance 2013/14
Average time to clear through immigration border points (Minutes)	DCIC	5	2	2	2
Proportion of JLOS institutions with user standards developed and disseminated	JLOS SEC	5%	41.2%	50%	47%

¹ The guidelines for Chain-Linked Committees are being revised to incorporate Regional Chain-Linked Committees and the Chain-Linked Advisory Board to provide oversight and enhance access to justice.

The status of institutional client charters/service delivery standards and strategic investment plans is presented in the table below.

Table 3 : Status of institutional client charters and SIPs

Institution	Status	
	Client Charter	SIP III
MoJCA	Old in place and new one pending approval reviewed, not yet approved	Finalised and approved.
MIA	Pending approval by Minister	Pending approval by Minister
Judiciary	Draft in place pending approval	Published
UPF	Not in place	Draft in place pending further consultations
UPS	In place but not published	Published and disseminated
DPP	Launched and dissemination on going	Launched and dissemination on going
ULRC	In draft form	Published and disseminated
UHRC	Published	Published
JSC	Published	Published but under review
LDC		
DCIC	Research and consultation stage	Inception report in place
URSB	Launched and dissemination on going	Launched and dissemination on going
ULS	Published	Completed
TAT	Published	
CADER		Draft pending approval

The joint inspection guidelines were finalised and launched. Currently, they are being used to undertake sector wide inspections and it is expected that they will be fundamental in improving inspection across JLOS institutions. The continued strengthening of the inspectors' forum and the creation of the JLOS integrity committee, compliance with codes of conduct will be met and service delivery standards will be popularized and enforced. In the Judiciary, Police, DPP and Prisons regular and ad hoc inspections were carried out to ensure compliance and to respond to public complaints.

Performance management in the Judiciary has been an on-going debate. Currently, judicial performance evaluation is done through appeals, inspections, integrity surveys, review conferences and the through the Public Service performance appraisal system. All these avenues are inadequate in the sense that they do not address core performance evaluation needs of the Judiciary. To this end, the Judiciary, with support from DANIDA engaged consultants to undertake an exercise to review and propose an appropriate performance management system. The exercise is in its final stages. The consultants assessed the current performance management practices in Uganda Judiciary, mapped them on other regional and international performance practices and are now in the final stages of developing an appropriate performance enhancement tool informed by the first two steps.

Some of the challenges that the Judiciary has grappled with for a long time, are inconsistent,

unscientific and uncertain sentences that are left to the discretion of the judicial officer. In the FY 2013/14, with support from JLOS and DANIDA, the Judiciary developed Sentencing Guidelines to address this challenge. The guidelines are aimed at enhancing consistency and uniformity in sentencing in order to uphold respect for the law and order in society. Training targeting both judicial officers and advocates were conducted. MoJCA undertook a review of work processes to increase efficiency in all its operations. A strategy to improve work processes in Civil litigation and Advisory services was developed. Consultative meetings were held across all levels of staff. MoJCA also re-engineered workflow processes and reviewed its client charter with the stakeholders.



Mr. Cheborion Barishaki, the Director Civil Litigation (Centre) flanked by several district CAOs from Eastern Uganda launching the Contracts Management information brochure

The Judiciary is also prioritizing innovations that foster dispensation of justice. One such innovation is Alternative Dispute Resolution (ADR) through mediation. Mediation was first piloted in the Commercial Court after which it was piloted to all High Courts and the subordinate courts.

The small claims procedures were rolled out to the targeted districts of Mbarara, Jinja, Gulu, Mukono, Nakawa, Nabweru and Fort Portal. In addition, 43 Magistrates Grade I were trained in Small Claims Proceedings in preparation for further roll out.

Equally, as part of the strategies to improve service delivery standards, the DPP developed a draft Prosecutors' Standards manual for handling children and Sexual Gender Based Violence (SGBV) cases. This is expected to provide a uniform approach in the prosecution of cases in these categories. To comply with standards, the Inspection and Quality Assurance program of the Directorate ensured that 70% of the Directorate's offices

met the minimum performance standards (quality of legal opinion). This is attributed to staff mentoring, regular and ad-hoc inspections of field offices that were carried out. This program too, ensured that 73% of Public Complaints against staff performance and conduct were addressed, 75% of Public Complaints against the criminal justice process were resolved against the target of 95%. This performance was due to the complexity of the investigations and inadequate staffing where the same inspectors that carryout routine inspections are the ones to investigate the complaints.

Similarly, in harmonizing administrative service delivery standards, the DPP's Directorate's International Affairs and Field Operations program carried out 4 field offices' supervisory visits aimed at ensuring adherence to performance standards, and also responded to incoming Mutual Legal Assistance (MLA) requests within an average duration of 30 days. The Directorate received MLA requests from three regions, Kenya, South Sudan and Europe. However, this performance can get better if additional funds are set aside to facilitate MLA processes and procedures most especially on matters handled out of the country. A performance standards document was prepared for the DPP. Once ready, they are expected to build on and supplement the already existing performance guidelines and standards.

The Police completed the review of the Police Standing Orders (PSO) which has been aligned with the Constitution and the new Police structure. The document is before the Minister of Internal Affairs for approval. The CIID also undertook a pilot study on quality assurance on investigations and case management in six regions of KMP East, KMP North, KMP South, Savanah, Wamala and Sezzibwa and has developed guidelines to streamline the management of criminal cases in the regions. Emphasis in the guidelines include improved customer care, feed back to the complainants/ victims of crimes/the general public mechanisms, management of detention and release on police bond, exhibit and case files. Officers trained on the guidelines presented a demonstration during the launch of the CIID rectification campaign as part of police centenary celebrations in preparation for the roll out.

The Ministry of Internal Affairs under National Community Service during the reporting period developed a User's handbook on community service. The drafts was presented and discussed by the JLOS PPU Forum and other national level stakeholders. MIA also conducted training for NGO monitors in compliance with the NGO policy of 2010.

The average lead time for issuing passports is 10 working days and is 2days short of the target set by the sector. To improve, the sector needs to double the number of the Multiple Document Issuing System (MIDIS) work stations from the current six to twelve as well as increase staffing levels. There is marked improvement in the department of passport control and crowds have now been eliminated. Also applicants are issued with acknowledgment receipts which indicate the date for collection of their passports thus providing certainty and eliminating middlemen.

URSB through a World Bank funded project; *Competitive and Enterprise Development Project (CEDP)* is implementing Business Registration and Licensing reforms in order to reduce the burden for businesses in dealing with registration and licensing procedures. The scope of the CEDP project detailing the activities related to the Business Registration and Licensing

Reforms will address, among others, the online business registration and licensing as the one stop center for investors. In June 2013, the Online Business Licensing E-registry was launched by the Minister of Finance Planning and Economic Development. The e-registry will provide easy access to comprehensive information on licensing requirements for various business activities in Uganda. Although the current e-registry (www.businesslicenses.go.ug) is still informational, it will be upgraded to a transactional platform in the main phase of the project where applicants will be able to directly apply and make payments online for the various relevant licenses required to start a business. In the transactional process, the various agencies will be able to process the respective licenses, the applicants will be able to see the status of their applications, get notifications of the status of the applications and finally have their licenses issued online. The e-registry will provide easy access to comprehensive information on licensing requirements for various business activities in Uganda. Business enterprises, large and small, will access online portal for detailed information on relevant business licenses, permits, related costs, pertinent laws, application forms and contact details of relevant regulatory agencies.

URSB, in collaboration with UNICEF, undertook a study tour at the General Registrar Office in the United Kingdom in preparation for the automation of the Civil Registry. The tour aimed at studying the modernization of civil registration work flows through understanding the best features from UK's long existing digitization processes with the aim of incorporating the best practices into our own process. The study tour was invaluable and will contribute a lot in the on-going transformation of Civil Registration in Uganda.



URSB officials meeting the Deputy Registrar General for Scotland in Edinburgh (UK),

Human Rights investigators' handbook was developed in the period under the review. The

Handbook will guide the Commission staff in the day-to-day handling of complaints, it provides a checklist and complements the Complaint Handling Procedures Manual, with the necessary modifications to suit the handling and investigation of complaints.

Output 1.4: Legislative and regulatory environment for realization of National Development Objectives

This output concerns the demand driven enhancements for new and modified legislation with a focus on social and economic development priorities. The focus of SIP III is on process, content, and impact of legislation enacted. To this end, the sector has supported the identification and development of focal laws, policies, and regulations for enactment – while considering national development goals and policies. In addition and in-line with SIP III, the sector has given priority to gender based laws and the process of amending these is already underway.

The sector, through MoJCA drafted and monitored the passage of several laws through Parliament. By the end of June 2014, 19 Bills were drafted and published, 20 Acts of Parliament, 67 Statutory Instruments, 3 Ordinance and 9 Legal notices were published. Some of the laws necessary for national development, enacted over the reporting period among others include-

The Uganda Communication Act, Act 1 of 2013;

- 1) National Council for Older Persons Act, Act 2 of 2013;
- 2) Petroleum (Exploration, Development and Production) Act, 2013, Act No.3 of 2013;
- 3) Petroleum (Refining, Conversion, Transmission and Midstream Storage) Act, 2013, Act No.4 of 2013;
- 4) Local Governments (Amendment) Act, 2013, Act No.5 of 2013;
- 5) National Council for Disability (Amendment) Act, 2013, Act No.6 of 2013;
- 6) Appropriation Act, Act No.7 of 2013;
- 7) Geographical Indications Act, Act No.8 of 2013;
- 8) Public Order Management Act, Act No.9 of 2013;
- 9) Building Control Act, 2013, Act No.10 of 2013;
- 10) Uganda National Bureau of Standards (Amendment) Act, 2013, Act No.11 of 2013;
- 11) The Anti-Money Laundering Act, 2013, Act No.12 of 2013

This represents an improved performance over the previous financial year and is largely attributed to strengthening in the process within the sector of handling and processing legislation. These legislations are a positive step and will contribute to investment promotion and increased employment, one of the priority undertakings within the National Development Plan. The number of legislation handled is demand and process driven. In this reporting period, sector analysis indicates that certain legislations for example the Anti-homosexuality Act which was culturally driven, significantly affected sector development efforts. In this regard, the sector registered a marked decline in development partner group funding. The Constitutional Court later nullified the Act.

Table 4. Directorate of First Parliamentary Counsel Performance FY 2009/10-2013/14

Legislation	FY 2009/10	FY 2010/11	FY 2011/12	FY 2012/13	FY 2013/14
Bills	22	25	11	7	19
Acts	19	33	13	14	20
Statutory Instruments	48	66	70	42	67
Ordinances	2	7	9	03	03
Legal Notices	17	23	8	13	9

In comparison with the national development targets, the performance varied. Out of the four identified indicators, 2 were met (on bills submitted to Cabinet and enabling laws published) while the other 2 were missed, as shown in the table below.

Table 5 Performance against legal reform for National development targets

Output Indicator	Responsibility	Baseline 2010/11	Performance 2012/13	Target 2013/14	FY 2013/14 performance
Studies undertaken	ULRC	6	4	4	2
Bills submitted to cabinet	MOJCA	5	6	4	10
Bills tabled in Parliament	MOJCA	4	6	6	4
Enabling laws published and enacted	MOJCA	6	14	10	20



MIA Dissemination workshop on the National Firearms Policy in Nakasongola district

In a bid to improve citizenship identification, a verification manual was developed. The manual was translated into 20 local languages and 20,000 copies together with the enrolment kits were disseminated. The verification manuals are in use by the Parish Verification Committees in the ongoing mass enrolment for national identity card issuance. The process of registering all eligible Ugandans for National IDs commenced at the end of last FY.

The Ministry of Internal Affairs during the year under review printed 1000 copies of the National Policy on Firearms and Incidental Matters and distributed copies to the various stakeholders during the dissemination workshops held in the 5 districts of central region (Mpigi, Kayunga, Mubende, Luwero and Nakasongola) and 8 districts neighbouring Democratic Republic of Congo (Kasese, Ntoroko, Bundibugyo, Kabale, Kisoro, Rukungiri, Kanungu and Isingiro). The dissemination targeted law enforcement officers (Police, UPDF, Prisons, UWA and private security organizations), district leadership (RDCs, district Chairpersons, CAOs, Speakers and Councillors), religious leaders, representatives of CSOs, opinion leaders and some members of the public including the media.

Output 1.5: Enforcement of laws improved

The sector focus under this output is to improve enforcement of legislation after conducting extensive research, gender and diversity analysis, comprehensive strategies to promote public participation and user access to laws. To this end, the sector emphasis is on the recognition of service users' rights and incorporation of their views in the development of legislative, regulatory, and policy environment. The sector also recognises the need to engage civil society organisations, consumer groups, and various stakeholders including children, women and other vulnerable groups recognised under the law. Other actors include the academia, children and women organisations, development partners, traditional and non-traditional groups, and human rights organisations.

Aspects of enforcement are crucial without which, legislation will face implementation challenges. It is also crucial to select the right enforcement authority and mechanism.

The review of the Prisons Standing Orders (PSO) in line with the Prisons Act 2006 and Prisons Regulations was completed. The Uganda Prison Service (UPS) also printed the Prisons Rules and Regulations. During the same period, UPS conducted a comparative study in South African Corrections Service to inform the development of Uganda's Corrections policy. Because of the cost, it was deferred to 2014/15.

Similarly, the Uganda Police Force (UPF) also aligned their Police Standing Orders with the Constitution, new Police structure and existing legislation.

Uganda Registration Services Bureau (URSB) has reviewed specific marriage fees for services performed by the URSB under all Statutory Instruments governing marriages². The URSB proposed the designation of all Health Centre IVs as births and deaths registration districts for the purpose of registering births and deaths. All Chief Administrative Officers have been appointed as registrars of Mohammedan marriages and divorces and Hindu marriages for their districts. This will bring services nearer to the people.

The URSB undertook drafting of regulations to operationalize the Companies Act 2012. The Act became effective at the beginning of the financial year and as such all registrations are processed under the Companies Act 2012. In line with the legal provisions the registration forms were modified to provide for the enabling sections under the Companies Act 2012. The website was updated accordingly by uploading the new law and modified forms. Enforcement of statutory compliance with the Companies Act - the filing

² The Marriage and Divorce of Mohammedans (Appointment Of Registrars) (Amendment) Order, 2014; The Marriage and Divorce of Mohammedans (Fees) (Amendment) Order, 2014; The Births and Deaths Registration (Division of Districts) (Amendment) Instrument, 2014; The Marriage (Amendment of Second Schedule) Order, 2014; and The Hindu Marriage and Divorce (Marriage Registration) (Amendment) Rules, 2014

requirements such as the Form for New Company Registration which bears photo identity of the subscribers, requirement of public companies to adopt the Code of Corporate Governance in their Articles of Association also commenced. The sensitization about Companies Act 2012 commenced with the training of staff by seminar and equipping all legal officers of the Bureau with hard copy of the laws.

Proposed amendments to the Companies Act 2012 were made and submitted to the ULRC and the Solicitor General's Office. The drafting of the Registrars Guidelines for Extension of time within which to register a charge under Companies Act 2012 and the process of Voluntary Winding Up under Companies Act 2012 is ongoing with three drafts on Companies Quasi-Judicial and Other Powers of the Registrar Regulations, the Single Member Company Regulations, and Company (General) Regulations in place awaiting approval by the URSB board before onward submission to the Ministry of Justice and Constitutional Affairs.

The Mobile Vital Record System (MVRS) was launched in the five divisions of Kampala Capital City Authority (KCCA). MVRS is a key innovation by URSB supported by UNICEF to boost birth civil registration. In the reporting period, the MVRS roll out increased from 6 to 135 hospitals, a 2,150% increase and new registrations on the system alone jumped from 180,635 in FY 2012/13 to 544,346 FY 2013/14, representing a 201% increase.



Officials of URSB, KCCA and UNICEF Kampala witnessing the handover of MVRS equipment to KCCA

In an effort to improve service delivery to Mobile VRS users, 2 help lines were setup at the civil registry to address concerns of the Mobile VRS users who include District Population Officers, Hospital Records Officers and administrators and sub-county chiefs.

Using project Linkage with the National Security Information System (NSIS) approach has realized higher results for BDR in the move to widen the coverage of the registrations. The URSB engaged in the NSIS both at strategic and technical levels with the aim of developing a Mass Registration Strategy and roadmap for its implementation, in which all discrete citizen

registration efforts could be merged into one programme. The project is crucial for the creation of a biometric National Identification Register in order to strengthen citizen identity management, national security and for social economic development of the country. URSB has seconded officers for inclusion on the NSIS work teams from MDAs (MOJCA, MIA, ULRC, Uganda Bureau of Statistics, URSB and Electoral Commission). Despite these efforts URSB is still affected by inadequate staffing, limited logistics – stamps, typewriters, seal, computers, internet, printers, and intercommunication. The filing system lacks adequate shelves – files are on the floor and clients have uncontrolled access to processing areas in some registries which leads to congestion, insecurity of the records and corruption.



L-R the Registrar General and Deputy Executive Director of KCCA handing over a short birth certificate to a beneficiary's mother

In line with the Government financial policy under Taxes and Duties Provisional Collection Order, the business registry started applying the new rates for company registration as provided for in the Finance Bill. The new fees rates introduced a reduction in fees in some aspects such as name reservation from UGX 25,000 to UGX 20,000 ,the aggregate fees payable for a company below share capital of UGX 6 million. This is intended to promote business formalization among low income earners. Through collaboration with Uganda Revenue Authority, more self-assessment options were availed for Business Registration on the URSB page of the URA Web Portal leaving out only 3 tax heads that are unavailable on the self-assessment option. Creation of a single floor services was introduced, which included introduction of Non-tax Revenue assessment centre, a bank (under the Diamond Trust Bank (DTB)-URSB Memorandum of Understanding) for instant payments, Registrars and Records officers all on one floor of the same building. This has led to improvement of processing of registrations by restricting registration and all its processes to one floor hence making business registration easy for clients while lowering turn-around times. As a result there of, the center attends to 650 clients on average per day. URSB partnered with URA and KCCA under the Tax Register Expansion Project (TREP). This partnership

enabled the registration of over 15,000 business names in the period under review as compared to 5000 business names that were registered in the FY 2012/13. URSB has gained physical establishment in the five (5) KCCA Division offices of Kampala. Also a partnership between URA, KCCA and URSB, targeting informal businesses has resulted into an increase of businesses registered from an average of 70 to over 200 per day.

In the period, URSB participated in the Bride and Groom Expo 2013 and provided information to participants about registrations that URSB carries out. URSB also continued making presentations on marriage registration to gatherings of clergy of the Province of the Church of Uganda. Furthermore, URSB recorded free publicity programs on birth and death registration with Uganda Radio Network a news agency that supports the dissemination of information on topics of a national perspective. This was an opportunity to give the public useful insight into the procedure and benefits of birth and death registration with the aim of encouraging them to embrace birth and death registration. The recordings run on FMs in 12 districts including Kampala, Kasese, Kibaale, Kyenjojo, Pader, Sembabule, Gulu, Mbale, Lira, Tororo, Kamuli, Mubende and UBC Radio that operates Countrywide. This is a key intervention that will foster public awareness on birth and death registration services.



ARIPO Conference Delegates pose for a Group photo at Speke Resort Hotel Munyonyo, November 2013

URSB on behalf of Uganda hosted the 37th Session of the Administrative Council and 14th session of Council of Ministers of African Regional Intellectual Property Organization (ARIPO) held on 25th-29th November 2013 at Speke Resort Hotel Munyonyo. ARIPO is an intergovernmental organization for cooperation among African states in patent and other intellectual property matters. ARIPO was established

by the Lusaka Agreement of 1976. The Registrar General URSB was elected ARIPO Administrative Council Chairperson for the next two years. Also the Hon. Minister for Justice and Constitutional Affairs was elected Chairperson of the Council of Ministers of ARIPO for the next two years. Further with support from UNICEF, URSB hosted a Pan-African Study Tour in September 2013 at the Speke Resort and Conference Center Munyonyo. This was in conjunction with the European Union (EU) funded project under the theme “Breaking with broken systems, partnerships for the legal identity of African and Asian children.” Participants were from Angola, Burkina Faso, Cameroon, Cote D’Ivoire, Malawi, Mozambique, Niger, Nigeria, Senegal, Tanzania and Zambia. The study tour focused on enabling Government counterparts to learn accelerated improvements on Civil Registration and Vital Statistics (APAI-CRVS). A team of URSB officials with support from Trade Mark East Africa visited and interacted with Rwanda Development Board (RDB) to benchmark best practices in business registration and to specifically understand how business registration facilitates cross border trade as well as how efficient business registration system facilitates the special interest groups like women to benefit from business formalization.

ULRC finalized translation of the Constitution into Runyoro/Rutoro which awaits funds for a validation exercise and also printed and distributed the Living Law Journal.

The amended police form 3 is being embraced and with a small facilitation to medical health workers, Sexual Gender Based Violence (SGB) victims are being given the required examination. However, more sensitization for both police personnel and medical staff needs to be carried out as many seem to be using it for the examination of common assaults and not SGBV. In addition the distribution of the forms needs to be streamlined, so that officers don’t take advantage of the victims by charging fees for photocopying.

Capacity building programmes focusing on human rights based approaches in SGBV cases were conducted in Tapac, Nadunget, Camp Swahili and Kosiroyi in Moroto District. These programmes were aimed at empowering Police personnel to detect and effectively handle SGBV cases. During the reporting period, 13 people including a traditional surgeon practicing Female genital mutilation (FGM) on young girls were arrested in Moroto. The surgeon was prosecuted in the courts of law, convicted and sentenced to 12 years imprisonment.

DCIC conducted two trainings on fundamentals of intelligence and broader management in Butiaba and 91 immigration officers were passed out. The Officers were equipped with skills in detecting terrorism, drug and human trafficking and effective border control techniques as part of the implementation of the Immigration laws



In order to create awareness of the NGO policy 2010, NGO Board conducted a dissemination workshop in the regions of Busoga covering the districts of Jinja, Iganga, Kamuli, Namutumba, Luuka, Kaliro and Karamoja region covering Kabong, Napak, Moroto, Abim. Participants invited included the RDCs, CAOs, Coordinators NGO forum, DISOs and District Community Development Officers. These categories of people except the RDCs form the District NGO monitoring committee.

NGO Board conducted training for the District NGO monitoring committees (DMC) for Kampala Capital City Authority in line with the NGO Policy 2010. A total of 65 participants attended the training that included Town Clerks, Senior Community Development Officers, DISOs, DDHS, DEOs and Representatives of NGOs among others. The objectives of the training were to: Strengthen knowledge of District NGO Monitoring Committees on the NGO Policy; Enhance capacity of District Monitoring committees on result based NGO monitoring, evaluation and reporting and operationalize District and Division NGO monitoring committees.



Training of NGO Monitoring Committees in Kampala

The sector also trained 40 police officers as Trainer of Trainers on the Anti-Torture Act. This is expected to increase agents of change within UPF to provide a pool of resource persons in the mission to fight torture.

Following the enactment of the Public Order Management Act (POMA) 2013, sensitization and equipping of the officers with the skills and knowledge to address/ handle public meetings, violent public demonstrations and riots reduced considerably from 149 cases registered in 2011 to 24 in 2013. Worth mentioning was the peaceful electoral reform consultation by the leaders of the various opposition political parties in the districts of Mbarara, Bushenyi, Masaka, Arua, Hoima and Tororo. It is also imperative to note that the enactment of POMA cured the lacuna in the law on the role of Police and participant/ organizers after a gap was created after repealing section 32 (2) of the Police Act. The Minister of Internal Affairs has also been holding meetings with leaders of the opposition parties and as agreed on policing public rallies, so long as they adhere to the POMA and other relevant laws to ensure peaceful assembly.

To minimize some of the challenges that lead to crime, the sector through National Community Service (NCS) has continued to set up and support the various tree nursery and brick making projects to enhance rehabilitation and social reintegration. Ten kits were procured and distributed to Hoima, Masaka, Apac, Arua, Sironko, Kumi, Ntungamo, Mbarara, Entebbe and Kira Court. The projects will equip offenders with skills and promote environmental conservation campaigns through planting trees. In the reporting

period, 26 projects in the various regions were supported with inputs that included seeds, manure, shelter and moulding boxes for bricks. In the areas of Kayunga, Mukono, Ngogwe and Nabweru, Mityana, Mubende, Mpigi, Kiryandongo, Sembabule, Lyantonde, Rukungiri, Kiruhura, Kasese, Fort Portal, Mbarara, Bushenyi, Iganga, Mbale, Kaliro, Bukedea, Ngora, Gulu, Oyam, Lira, Koboko and Kitgum were supported. A total of 49,615 tree seedlings were distributed to public institutions such as schools, hospitals, sub county headquarters and district headquarters among others.



Offenders working at Mityana tree nursery

The sector places emphasis on quality offender rehabilitation and in this regard offered training in community offender rehabilitation to 15 staff. Further, two staff members from Community Service officers travelled to Netherlands to benchmark on reintegration and management in order to strengthen and learn best practices. The sector has continued to emphasize skills matching for offenders who have skills. Placement Institutions are encouraged to assign the offenders work where the skills can be utilized.

The NCSP implemented the offender social reintegration workflows and as a result, 1196 ex-offenders were reintegrated, 49 reconciliatory meetings were held, 945 offenders were counselled, 217 home visits were conducted, 34 peer support offered, and 24 victims received psychosocial support.

During the reporting period, the Uganda Prisons Service (UPS) conducted welfare and rehabilitation activities such as counselling, social reintegration, skills training and education in 161 Prison stations. As a result 1,959 inmates were enrolled on vocational skills training (carpentry, tailoring, handcraft, metal fabrication, soap and candle making among others). 2,227 inmates underwent formal education and 5,061 inmates trained in agricultural skills from prisons farms. 29,995 inmates have been counseled and helped to cope with life in prison, 35,183 inmates provided with spiritual and moral rehabilitation, 15,797 inmates offered socializing services like games and sports, drama and other forms of recreation and 7,629 inmates were trained in behavioral change and life copying skills -stress and anger management, financial management and interpersonal skills. As a result of the above intensified rehabilitative programmes, the rate of recidivism has reduced from 26.7% to 26%. Uganda Prisons Service was also successful in reintegrating 403 inmates back into their respective societies.



Inmates in Masindi Prison making their uniforms



Inmates in Jinja Main Prison practicing masonry



Inmates of Luzira Women making handcrafts



Inmates of Mbale-main prison making stools.

MIA also engaged with Makerere University's College of Natural Science to develop modules for Master of Science in Forensic Chemistry to build capacity of forensic investigations. This is aimed at bridging the limited number of forensic experts compared to the rising trends in cases that need this kind of expertise. Currently, the sector invests a lot of resources in building capacity of a limited number of officers in other countries.

The NFP/SALW under CEWERU programme facilitated the District Peace Committees (DPCs) of Amudat, Kween and Napak to conduct quarterly meetings on Conflict Prevention and Management Resolution (CPMR) in order to mitigate and prevent escalation and potential conflicts. The purpose of these meetings concern conflict and peace building issues within their areas. The aforementioned districts were conflict issues related to borders both nationally and internationally. The outcome of the meetings contributed to improved relations among the affected communities and their neighbours. Facilitation of Dialogue among the conflicting communities of Toposa of South Sudan and Dodoth/Jie in Kaabong and Kotido districts respectively. Members of the District Peace Committees and the Opinion Leaders from Kaabong and Kotido travelled to Toposa border to hold a

meeting with the conflicting parties. The outcome of the meeting contributed to improved relations and the communities started grazing animals together in the areas which were deserted due to insecurity. Also recoveries and handing over of stolen animals took place between the affected communities (Jie and Dodoth).

NFP/SALW in accordance with the provisions of the Nairobi Protocol with the support from JLOS marked guns of ISO/ESO, Private Security and Civilians from the 5 districts of Central region, 15 districts of North and Northwestern region and 9 districts of Western and Mid-Eastern region. The overall purpose of marking guns is to ease traceability and ensure proper accountability of guns (both state and non-state owned guns). Every firearms marked is populated to the Central Firearms Registry, for guns belonging to Police, Private Security and Civilian owned guns). During the period under review, the exercise of marking of Firearms led to the recovery of 310 guns that were issued to the local community to defend themselves during the time of ADF insurgency in Western region.



*Recovered animals awaiting handover
in Kotido*



Marking of PSO firearms in Gulu

Output 1.6: Transitional Justice Policy and legislation enacted

In cognizance of the task envisaged in operationalising the Transitional Justice Policy (TJ Policy), the Sector has already moved steps forward in initiating processes in line with the policy proposals. This financial year, the sector initiated three important activities, which include a benchmarking visit to South Africa and Mozambique with the objective of gaining useful insights in implementing particular transitional justice mechanisms like reparations, amnesty, Traditional Justice and Telling. The sector also conducted national consultations on the impact of amnesty on Transitional Justice, with the objective of addressing the gaps in Current Amnesty Act. The Sector is also supporting the International Crimes Division to finalize the proposed Rules of Procedure and Evidence which will ease the adjudication of international crimes before this Court.

On approval of the Transitional Justice Policy by the JLOS leadership and steering committee on the 22nd November 2013, it was thought prudent; to already envisage practical considerations in operationalising the proposed policy. In this regard, the Sector leadership in Feb 2014 recommended a benchmarking visit to operationalise the Policy. With Support from Swedish Aid, a benchmarking visit to South Africa and Mozambique was organized and scheduled to take place from the 10th – 15 August 2014, with the sole objective of gaining realistic insights into operationalising the National Transitional Justice Policy. Sector rationale for benchmarking in South Africa and Mozambique was as

follows; South Africa was chosen because it implemented a combination of mechanisms including; One of the best known truth commissions in Africa that was established by an Act of Parliament in 1994 to investigate gross human rights violations (abductions, killings, torture, and severe ill treatment) committed by the state and liberation movements between 21 March 1960 and 10 May 1994. Second its experience with the grant of individualized amnesties, a case for Uganda to learn from and the implementation of a reparations programme. Mozambique in comparison had a similar guerilla war movement challenge as Uganda, which protracted for decades. They implemented traditional justice and healing mechanisms, which would provide opportunities for Uganda to strengthen this mechanism.

The delegation chosen to visit is composed of 2 Ministers of State for Justice & Constitutional Affairs and Internal Affairs, 1 Member of Parliament; the Chairperson Defense and Internal Affairs Committee, 2 senior officers from Ministry of Justice & Constitutional Affairs; Directorate of Legal Advisory Services & First Parliamentary Counsel and the 1 senior technical advisor at JLOS secretariat.

In response to the urgent need for the protection of witnesses in proceedings, the Sector through the Uganda Law Reform Commission finalized the drafting of the Witness Protection Bill and has submitted it to the Ministry of Justice for onward consideration by Cabinet. The Law deals with matters of the establishment of a National Witness Protection Authority, a National Witness Protection Programme, a Witness Protection Board, to provide for the protection and safety of witnesses in proceedings; to facilitate witnesses in the witness protection programme to testify and give evidence in proceedings and to provide for related matters. It is expected that this law will deal with critical issues of protection of witness in formal court proceedings as well as other proceedings relevant to not only transitional justice but formal court process generally.

On reinstatement of the Amnesty in May 2013, the Sector Committed to Parliament that there would be an alternative legislation to deal with the current gaps in the Amnesty Law. This was agreed in cognizance of the fact that blanket amnesties impede the pursuit of accountability for international crimes and disregard victim's accountability concerns. In this regard, a two pronged approach was envisaged; first was the inclusion of amnesty within the proposed transitional justice law, and second was the amendment of the amnesty law altogether. In this regard, the sector has attempted both. In line with the second option, and in preparation for the expiration of the Amnesty Act in May 2014, the Sector has commenced a study on the future of amnesty law and its effects on transitional justice. The study is being conducted in Acholi, Lango, Teso, Ruwenzori, and west Nile. The study objectives are;

- a) Gather views and evidence on the impact of amnesty in its current form;
- b) Establish the facts and figures on how many amnestied persons have so far been integrated into the communities and its impact on the community;
- c) Establish the extent to which the objectives of Amnesty Act have been achieved;
- d) Explore peoples/community views, perceptions and concerns on the way forward for amnesty;
- e) Explore whether the awarding of amnesty certificates has achieved social cohesion, reintegration and reconciliation in the areas affected by the conflict;
- f) Investigate the extent to which amnesty has brought about peace, reconciliation

- and accountability in Uganda and the neighboring countries; and
- g) Establish the potential effects of the absence of amnesty in communities in the affected areas as a strategy for attaining genuine peace and reconciliation.

The findings of the study are expected to inform proposals for the amendment of the amnesty law in order to promote accountability even in the presence of an amnesty process.

Public information on the Transitional Justice through the TJ outreach Strategy; for strategic reasons including avoiding raising unrealistic expectations from members of the affected communities, the sector did not carry out any outreach activities. This is in cognizance of the fact that Cabinet has not yet approved the TJ Policy. The Sector however intends to engage in robust outreach as soon as the TJ Policy is presented to Cabinet. This will serve the following purposes;

- a. Fast tracking Cabinets approval of the policy
- b. Dissemination of accurate information to members of the public
- c. Engagement of key stakeholders including media and civil society
- d. Fast tracking the drafting of a TJ law.

In the interest of adjudicating transitional justice cases in a free and fair manner, the Sector is in final stages of supporting the International Crimes Division (ICD) develop Rules of Procedure and Evidence. This has been realized with support from Advocats Sans Frontiers' (ASF Lawyers without borders), the Sector is in final stages of developing Rules of Procedure for the International Crimes Division that will deal with issues of pre- trial proceedings, trial, post trial, witness protection and reparations among others. In order to fast track the development of this law, the First Parliamentary Counsel of the Ministry of Justice and Constitutional Affairs has already been engaged for technical assistance in this process. The Sector believes this will be a huge step towards operationalising the ICD and hopes to launch the rules before the end of this year 2014.

The Sector is committed to the development of a conducive legal framework for the implementation of transitional justice mechanisms in Uganda; however this has not been without challenges. One of the Major challenges is that formulation of a legal framework is a process and as such the Sector institutions may feel frustrated with progress. It is thus a process that calls for concerted action by all actors including the political and civil leadership.

Output 1.7: Informal justice framework strengthened

The JLOS SIP III mandates the Sector to develop a national framework for the practice of "informal" systems of justice to ensure conformity with human rights standards and a seamless co-existence of the formal and informal justice systems. At the 6th National JLOS Forum, it was recognized that the existing legal pluralism in Uganda is a combination of state and customary systems which need to be harmonized to reduce confusion, forum shopping as well as make the context very clear. The stakeholders strongly advocated for a legal framework and effective resourcing and fusing of expertise in either systems to enable amalgamation of the two systems. The framework will be piloted in land, family and transitional justice to deepen understanding of the informal justice systems and it will support the reinstatement of assessors in land and family dispute resolution mechanisms.

In the reporting period, the Ministry of Local Government (MoLG) monitored 36 districts out of the targeted 30 districts. A total of 108 Local Council Courts (LCC) were monitored out of the expected 363 LCC. The districts of coverage included Arua, Nebbi, Zombi, Maracha, Moyo, Rukungiri, Kabale, Kisoro, Ntungamo, Kanungu, Buhweju, Moroto, Napak, Abim, Kotido, Lira, Dokolo, Kasese, Kabarole, Namutumba, Iganga, Bulambulim, Manafwa, Bududa, Kyegegwa, Mityana, Mubende, Mpigi, Wakiso, Kaberamaido, Amolatar, Apac and Alebtong. Consequently, several matters were handled and guidance was offered to the monitored LCCs.

MoLG undertook Local Council (LC) capacity building trainings in 111 districts including Kumi, Oyam, Lwengo, Bugiri, Mityana, Kiryandongo, Lyantonde, Kibuku, Iganda, Kyenjojo, and Busia. This registered a 55% achievement of the overall target. A total of 690 LCC officials were trained from 115 LCCs out of the expected 840 LCC officials. As a result, this enhanced their knowledge to dispense justice.

The Ministry of Local Government in partnership with the International Law Institute and funding from DGF, conducted trainers of trainee's capacity building of Local Council Courts (LCCs). The capacity building focus areas include; administration of LCCs, LCCs Procedures, adjudication of cases, mediation, human rights subjects, observance of ethical conduct, upholding of principles of natural justice and gender among others. This was aimed at enabling them to effectively and efficiently adjudicate over matters within their jurisdiction and to enhance access to justice and human rights compliance for the end users of the Local Council Courts System who are in most cases the rural communities majority of whom are poor.

The capacity building trainings are ongoing. So far, 29 out of the targeted 45 districts. A total number 530 have been trained out of the anticipated 900 trained trainers. The trainings have been conducted in the following districts; Jinja, Kaliro, Kamuli, Mayuge, Butaleja, Tororo, Busia, Iganga, Luweero, Nakasangola, Kiboga, Mityana, Wakiso, Mubende, Kalangala, Ntungamo, Kabale, Bushenyi, Kisoro, Isingiro, Mbarara, Kiruhura, Ibanda, Kabarole, Hoima, Maracha, Koboko, Arua, Yumbe, Moyo and Gulu. The trainings are yet to be conducted in the following districts; Oyam, Apac, Lira, Amuria, Moroto, Kotido, Soroti, Kumi, Nakipiripirit, Kapchorwa, Sembabule, Masaka, Kamwenge and Kasese. The capacity building trainings will enhance access to justice for particularly the poor in rural communities where majority of Ugandan population resides.

In the reporting period, MoLG printed 3,000 copies of the Local Council Courts Act 2000 (LCCA) out of the targeted 6,000 copies. The distribution process covered all 111 districts and 2 copies of the Act were distributed to each LCC in the 111 districts. The 2 copies are in custody of the Sub County Chief, Town Clerk and Town Treasurer. In the same vein, 1,071 copies of the LCCA regulations were printed however, only 294 copies have been disseminated. Additionally, MoLG printed 1,100 copies of the Module on Local Administration of Justice and distributed 128 of the total number. The various disseminations increased the knowledge of the respective LCC officials.

MoLG developed a LCC register to address issues of record keeping in LCCs. This innovation will replace the use of exercise books which have been used for recording of cases. MoLG also developed 330 copies of the Local Council Register while an additional

the printing of 333 copies is ongoing – the overall targeted copies are 1,000. The register will enhance efficiency and ensure that the LCCs have secure and durable methods of record.

With support from DGF, MoLG undertook to re-establish the LCC in 22 districts out of the targeted 45. The undertaking considered data collection of LCC officials including name, sex, academic qualifications and position of each individual in the LCC structure. Additionally, with DGF's support in conjunction with the International Law Institute, training of trainers' sessions were conducted in 29 districts.

Challenges

1. The delays in Local Council Courts elections have affected the operation of the Local Council Courts. The courts are still operating under uncertainty.
2. Supervision by the Judiciary to the courts is lacking yet the LCC are eager to interact with judicial officers.
3. Low funding for the LCCs has negatively impacted on their results.

It is therefore recommended that JLOS advocates for the election of LCC officials I and II

The Sector, through the Uganda Law Reform Commission commenced preparations in 2012 for a study on informal justice systems in Uganda with a view of reviewing the existing informal justice systems, assessing their levels of compliance with international human rights norms and standards and consequently enhancing the quality of dispute resolution in informal justice systems. The key objectives of the study are to explore methods for incorporating or linking the informal justice to the formal justice systems, exploring possible linkages and making recommendations for the effective use of traditional African philosophies of adjudication in the modern day administration of justice. The Sector expected that the above mentioned study would be concluded by Uganda Law Reform Commission by December 2013 but this was not possible because it did not receive funding to facilitate the study. The Sector appreciates the importance of the study which will be undertaken as soon as funding is secured.

The National Land Policy of 2013 which was formulated by Ministry of Lands, Housing and Urban Development undertook to harmonize the traditional customary system with the formal statutory system in land administration. The Government is yet to undertake measures to re-design the hierarchy of land administration to enable traditional customary institutions to operate as the tiers of first instance in respect of land held under customary tenure and grant legality to operations of customary land administration institutions under the Registration of Titles Act.

The Sector has developed and built partnership with research and human rights institutions to deepen the understanding of the informal justice system and innovate around linking the two systems. In particular the Land and Equity Movement Uganda, Uganda Land Alliance and the Northern Uganda Land Platform actively engaged with the Sector in different fora and strongly advocated for harmonization of the formal and informal justice systems for the resolution of land disputes, and shared documentation on research conducted with the Sector.

Output 1.8: JLOS compliance and participation in EAC Regional and International Integration

The EAC integration process continues to widen and deepen towards a more borderless East Africa region especially with the implementation of East Africa Community Customs Union, Common Market and signing of East African Monetary Union Protocol in November 2013 and implementation of single customs territory, the One Stop Border Posts, elimination of Non-Tariff Barriers (NTBs) and harmonization of laws and tax regimes. Civil Society Organizations in their efforts for people centered integration process have advocated for cross-border legal practice; extended jurisdiction of East African Court of Justice (EACJ) and development of a roadmap for engagement between National Law Societies among others. The Community continues to take advantage of the expanded market across the region though the level of citizen awareness and participation in the integration process has remained low. However, there are continuous efforts to increase citizen's engagement.

In the period under review the Sector participated in several fora which enhanced compliance with; and participation in EAC regional and international integration in different ways which include;

- The EAC Judicial Council harmonized training of judicial officers in the region was conducted. The EAC Court of Justice registry is operational in Uganda and it has eased filing of cases for citizens.
- The sector was represented by MoJCA and ULRC in 3 meetings on the East African Community negotiations and approximation of East African Community Municipal Laws. Out of the meetings a draft protocol for fast tracking the EAC Monetary Union was developed.
- The Sector participated in the 4th EAC Prisons /Corrections meeting in Nairobi. During the meeting the 2014/2015 work plan was discussed and training curriculum was harmonized. This was part of the sectors engagement to implement EAC Sectorial Council on interstate security resolution for prisons and correctional institutions.
- Ministry of Internal Affairs hosted a delegation comprising of Officials from Kenya Probation and Aftercare services. The official's bench marked best practices in the implementation of Community Service in Uganda.



Probation and After Care Services (4th right) and other members of the delegation flanked by Community Service staff listen to Grade 1 Magistrate of Kayunga District (3rd right) at the tree nursery project

Uganda Human Rights Commission staff attended a consultative meeting on East African Community laws and they offered advice on human rights subjects during the formulation of the EAC laws.

- The DPP participated in the anti-terrorism training program organized by the East African Police Chiefs Co-operation Organization (EAPCCO) in partnership with the Institute of Security Studies (ISS). The study equipped attorneys with skills of gathering evidence suitable for arraigning culprits in Court.
- The DPP is at the forefront of galvanizing cooperation with International partners to enhance the capacity for prosecuting new cross border crimes. Thus far 5 (five) mutual cooperation meetings have been held; Uganda and South Africa are developing a Memorandum of Understanding in the same regard.
- The sector hosted a delegations from Zambia and Malawi as well as Kenya, under regional collaboration and efforts to promote the sector wide approach to reform in the region.

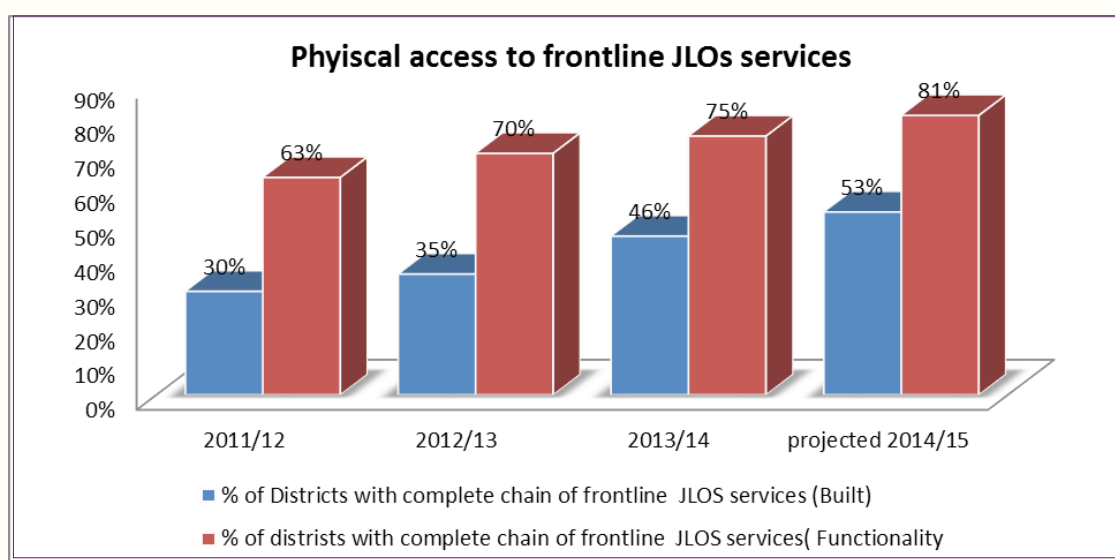
The sector is committed to continuous compliance with; and active participation in the EAC regional and international integration. It is recommended that the sector should continue creating a conducive legal framework for free movement of persons, labour, goods and services to enable Ugandans to effectively participate and benefit from the EAC regional and international integration.



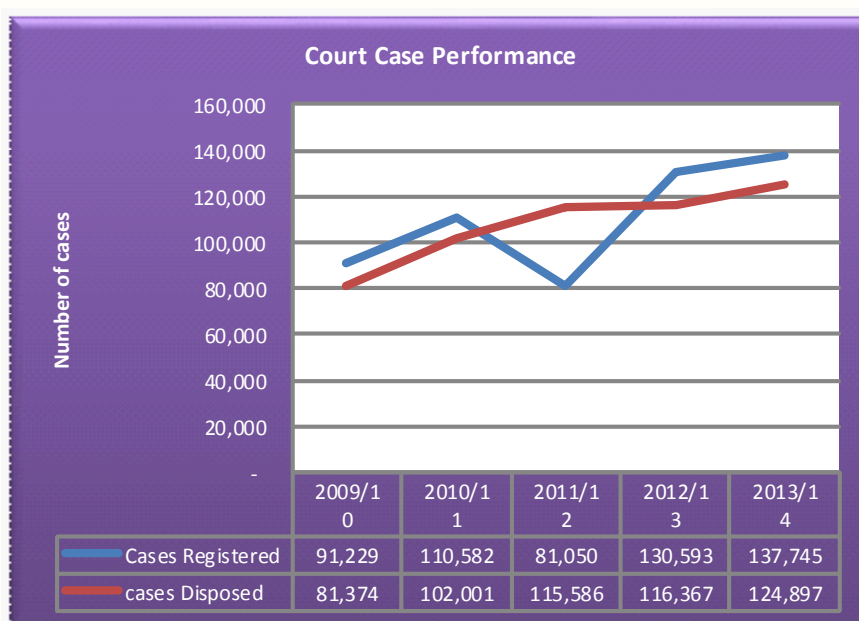
Members of the visiting Zambia Human Rights Commission delegation and JLOS Secretariat officials pose for a group photo on September 10, 2013. The Zambian delegation was in Uganda on a benchmarking study tour of the sector wide approach and strategic investment plan development process.

2.0 OUTCOME 2: ACCESS TO JLOS SERVICES PARTICULARLY FOR VULNERABLE PERSONS ENHANCED

The Third Sector Investment Plan identified various vulnerable groups facing barriers to access justice. The vulnerable groups identified include women, youth, children and people with disabilities among others. The sector under this outcome is striving to ensure that the vulnerable have no difficulty securing access to social rights and face no problems to access justice. The sector is empowering vulnerable people to overcome barriers to justice in case of litigation, involve others in solving their disputes and increasing their knowledge of the law, with the result that people may look for justice in the first place; provide resources as well as overcome practical hurdles to using the justice system. As a result people seeking justice increasingly physically access it; are overcoming huddles such as corruption and structural biases in the legal system which were preventing people from physically accessing the JLOS institutions and obtaining fair results. The sector remains committed to ensuring that all people in Uganda have reasonably easy access to JLOS services. The ease is in terms of cost, distance time and quality.



The sector has now achieved 46.8% coverage in terms of districts with a complete chain of frontline JLOS services compared to 34.8% coverage in 2012/13 ie a 34.5% growth in infrastructure coverage. This follows the completion of six one stop JLOS service points as well as other constructions completed and commissioned. At the same time construction of 11 other one stop



frontline JLOS service points started. These constructions will increase district coverage to 53% when completed.

Responding to the need to deepen sector functional presence and ensure that vulnerable people do not traverse long distances to access JLOS services 35 new service points were opened by various JLOS institutions. These include 2 MoJCA; 2 URSB, 6DPP; 10 UPF, 9 Judiciary among others. As such the number of districts with a functional chain of frontline JLOS service point's increased by 7% from 79 to 84 which is 75% district coverage compared to 70% at the start of the financial year.

The sector in 2013/14 registered a 10.5% increase in the total number of cases disposed with (124,897 cases disposed) at all levels of court which translates into 90% disposal rate of registered cases and 41.4% of the total number of cases in the system compared to 89% disposal rate of registered cases in 2012/13 (116367 cases).

As a result of this performance the average length of stay on remand for capital offenders reduced from 11.4 months to 10.5 months while that of non-capital offenders reduced from 3 to 2 months.. The performance is attributed to improved infrastructure, increased communication and coordination among JLOS institutions, increased number of staff including judicial officers, prosecutors and investigators as well as the continued staff capacity building, sector wide inspections monitoring and evaluation.



The sector registered a 0.5% reduction in the volume of crime and incidence of crime reduced from 305 for every 100,000 persons 2012 to 273 for every 100,000 persons in 2013 according to the Police Crime Report. This was as results of strengthened measures to prevent crime, greater reliability of police services with the Uganda Police ranked 95th in the world and 20th in Africa as well as enhanced crime response.

The lead times in issuance of work permits has improved to 8 days and while the lead time for processing of passports was maintained at 10 days on account of the operationalization of new centres. However the sector must address the ever increasing lead times in disposal of land cases, human rights complaints as well as complaints against lawyers. The performance of the sector against the various accesses to JLOs services indicators is summarized in the table below-

Table 6 performance against access to JLOS services outcome targets

Outcome indicators	Responsibility	Baseline 2010/11	performance 2012/13	Target 2013/14	Performance 2013/14
Percentage of completed cases to registered cases	JUDICIARY	92.15%	89.12%	101%	90.7%
Proportion of districts with complete chain of core JLOS services and institutions (own infrastructure)	JLOS SEC	30%	34.8%	41%	46.8%
Proportion of districts with complete chain of core JLOS services and institutions (functionally)	JLOS SEC		65%	70%	75%
Average length of stay on remand for accused persons. (capital) months	UPS	15	11.4	15	10.5
Average length of stay on remand for accused persons. (petty) months	UPS	3	3	3	2
Incidence of crime per 100,000	UPF	314	305	310	273
Average time taken to issue Passport (days)	DCIC	10	10	8	10
Average time for disposal of public complaints by JSC	JSC	24	18	9	
Average time for registration of businesses working hours	URSB	48	16	24	16
Average time for registration of trademarks working days	URSB	90	75	75	75
Average time for winding up a business working days	URSB	360	180		180
Average time for disposal of human rights complaints -months	UHRC	36	24	24	26
Average time for disposal of land cases-months	High Court	36	26.7		44.9
	Chief Magistrates Court		5		10.8
	Magistrates Court		21.5		25.1
Average time for disposal of cases by Law council months	MOJCA	36	32	24	32

2.1. Rationalized physical de-concentration of JLOS services:

Functional de-concentration of services, improving infrastructure; availability of buildings, and other facilities; transport equipment; renovation and retooling of offices with basic equipment were among the priority areas of intervention in the reporting period. Six One stop frontline JLOS service points and 2 police stations were completed and commissioned in Isingiro, Kanungu, Bundibugyo, Bulamuli, Kibuku and Kisoro districts.



Ms Ungersböck Simone from the Austrian Development Corporation (ADC) planting a tree during the official opening of the Isingiro Justice Centre on May, 2014

At the same time construction of Kayunga Lamwo and Kyenjojo one stop JLOS service points is almost complete. The sector is also fast tracking the completion of construction of Makindye Family Court, Judicial Studies Institute, Kira Police station, Luwero police station, Kabale High Court, Kabale remand home, Mbale Mini JLOS house among others. Procurement for construction of mini JLOS houses in Wakiso, Kiboga, and Ibanda is also progressing well. At the same time construction of 11 other one stop frontline JLOS service points started in Wakiso, Ibanda, Kyenjojo, Mityana, Nwoya, Kapchorwa, Kibuku, Kiruhura, Koboko, Bulambuli among other areas. This construction will increase district coverage to 53% when completed. Other constructions completed are courts at Apala, Ngora, Koboko and Paidha,

renovation of Soroti and Gulu High Courts and Koboko Court was almost completed. As a result of the constructions 83 out of 229 stand-alone Courts now operate from their own buildings.

Table 7. performance against physical presence targets

Indicator	Responsibility	Baseline 2010/11	performance 2012/13	Target 2013/14	Performance 2013/14
Number of new service points opened	ALL MDAS	17	12	15	35
Annual proportion of ongoing construction projects completed and commissioned	JLOS SEC	25%	44.6%	60%	75%
No of new remand homes gazzetted and constructed.	MOGLSD	1	0	0	1
Proportion of sub counties with operational police posts	UPF	82%	95%	85%	96%
Escape rates of prisoners	UPS	5%	0.84%	5%	0.8%

In terms of performance against target, 35 new service points were opened against the targeted 15 while 75% of the ongoing construction projects were completed 15percentage

points above the target while Arua remand home was officially operationalised. With the reconstruction of prisons as well as improved transport for inmates the escape rate greatly improved to 8 for every 1000 inmates held while 1841 out of 1917 sub counties have a police post compared to the targeted 1488 sub counties.

To operationalise the courts constructed upcountry solar power back up systems were installed in 13 courts including Kotido, Dokolo, Amolatar, Arua, Amuru, Masindi, Yumbe, Koboko, Adjumani, Moroto, Kanungu and Kalangala. Special ramps were installed and rehabilitation works were undertaken on Arua, Fort portal, and Kasese Courts to improve work environment and ensure service points are accessible to people with disabilities and the elderly. The construction of the courts and their operationalization contributed to the over 7% growth in the number of cases disposed by the courts.

The sector completed construction of DPP offices in, Ntungamo, Dokolo and Kumi, Busia while construction in Kalangala is ongoing and land has been acquired for construction of Kapchorwa office premises. This increased the number of DPP stations housed in owned building to 52 while construction of 7 others in 2014/15 in wakiso, Ibanda, Kyenjojo Mityana, Paida, Nwoya and Kapchorwa will increase the number of DPP offices constructed to 59 ie 54% of the current operating stations. This development has led to improved efficiency that has been translated into high conviction rates that stand at 57% from 51% last financial year.

For the Uganda Police Force, construction of 13 Police Stations was completed handed over and are operational. The stations include Kiira division, Mukono, Amudat, Pader, Amuria, Butaleja, Maracha, Tororo, Kotido Moroto, Kisoro, Isingiro, and Kanungu. Other stations under construction and near completion are Nakapiririt, Kaberamaido, Abim Buliisa, Yumbe, Manafwa, Busia, Lumino and PTS olilim. Also on going are construction of police stations as part of the one stop JLOS service points in Koboko, Mityana, Nwoya, Kayunga, Kyenjojo, Lamwo, Wakiso, Kiboga among others. Below are pictures of some of the completed police stations.



Butaleja Police Station



Maracha Police Station



Kotido Police Station



Tororo Police Station



Amuria Police Station



Renovated Barracks - Arua



Koboko Staff House



Awac Staff house



Rupa Community Police Office



Rupa Staff Houses

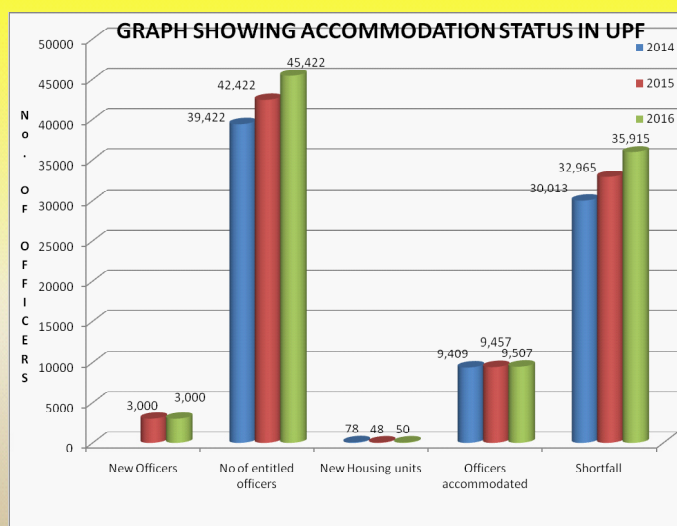
The Uganda Police Force also received 7 community police stations constructed under the KALIP program in Kanu, Kacheri, Lobalangit, Lolacat, Lokopo, Kalita and Rupa and set up 4 new ASTU zonal detaches in Amudat, Tapac on the slopes of Mt. Moroto, Loyoro in Kaabong and Lagoloki in Lamwo. This improved community policing and coordination in patrols which led to the recovery of 233 stolen cattle out of the 344 animals reportedly stolen.



Official opening of the Moroto JLOS House staff quarters by the Ag. Chief Justice, Justice Stephen Kavuma and H.E Donal Cronin, Head of mission of the Embassy of Ireland on February 14 2014.

For the UPF 78 staff houses spread out in Kabale, Rukungiri, Kyenjojo Kibuku, Bududa, Buliisa, Mbale, Maracha, Koboko and a block of staff houses in Kabalye were constructed. However these constructions have given a minimal improvement in staff accommodation. Currently, police is housing only 24% (9,409) of the 39,422 entitled staff i.e. police officers at the rank of inspector of police and below, leaving 30,013 without accommodation and this percentage is going to decrease further with the passing out of the 3,000 PPCs recruited and the planned recruitment of another 3,000 PPCs in FY 2014/15 as illustrated in the graph:

S/No	Years	New Officers	No of entitled officers	New Housing units	Officers accommodated	Shortfall	% of officers accommodated	% of officers Not accommodated
1	2014		39,422	78	9,409	30,013	23.87	76.13
2	2015	3,000	42,422	48	9,457	32,965	22.29	77.71
3	2016	3,000	45,422	50	9,507	35,915	20.93	79.07



There is urgent need to capitalize the Police Construction Department with a commensurate budget so that 1,000 low cost housing units are built annually. In addition the sector must fast track the PPP process so as to improve accommodation within the KMP Area if the huge gap in housing is to be addressed.

With support from the World Bank, One Stop Border Post (OSBP) through Trade Mark East Africa is constructing four border points in Mutukula, Malaba, Katuna and Elegu while under JLOS/SWAP construction

is ongoing in Cyanika, Goli, Kizinga, Ntoroko and Ngomoromo. The above constructions have increased the number of stations in own building to 21 out of 46 operational border points which is 46% coverage.

The MoGLSD is constructing two juvenile dormitories in Kabale Regional Remand Home at Kikungiri- Ndorwa hill. The facilities are roofed and the contractor is now working on interior fittings. At the same time Arua Regional Remand Home started functioning in mid-August 2014. The Home has so far admitted five juveniles. In Fort Portal, the

Regional Remand home kitchen/dining hall was renovated. Asbestos roofing was replaced with iron sheets.

New service points

Following the appointment of new magistrates, the Judiciary opened and staffed 9 Magistrate Grade I courts in Buhweju, Mitooma, Kaliro, Alebtong, Kigumba, Kyegegwa, Rakai, Bugembe and Bwera.

Prosecution stations were opened in Sheema, Serere, Gombe, and Alebtong bringing the total number of DPP stations to 109 and the number of districts covered to 88 which translate to 79% district coverage. Also opened were 11 DPP regional offices.



Newly recruited magistrates pose for a photo with the Ag. Chief Justice (centre)

UPF is now functionally present in 95% of all the sub counties countrywide and also created 8 more police regions to improve service delivery.

The Law Development Centre is now operating study centers in Arua, Mbarara Mbale, Kitgum and Gulu to teach students undertaking the administrative officers' course.



The Ag. Chief Justice, Hon. Justice Stephen Kavuma (left) and Mr. Theo Oltheten, First Secretary Security and Rule of Law at the Netherlands Embassy (representing the Netherlands Ambassador) opening the Moroto JLOS House on February 14 2014

The Ministry of Gender Labor and Social Development has operationalized Arua remand home and construction of Kabale Remand Home is on schedule and is expected to be completed by September 2014.

Two Regional passport issuance centers were opened in Mbarara and Mbale from where an average of 2,400 passports are issued each month. This has allowed for establishing other immigration services such as legal services as well as immigration control procedures e.g. management of visa extensions and issuance of students passes.

The Directorate of Government Analytical Laboratories is decentralizing its services through the construction and operationalization of regional laboratories. Mbale regional laboratory is currently operational for collection and analysis of exhibits and Mbarara regional laboratory which has been completed is awaiting furnishing while Gulu laboratory is under construction. In addition the remodeling of Food and Drugs laboratories at DGAL Headquarters is at completion stage and construction of cold room shelter which will improve on the quality of perishable samples and exhibits is now complete.

Following the completion of construction/renovation of prisons in Gulu, Dokolo, Moroto, Kitalya, Kapchorwa, and Patiko Prisons holding capacity increased by 1,136 (7.6%) from 14,898 to 16,034. This in effect strengthened security of prisons and helped reduce escape rates from 8.4 per 1000 to 8 per 1000. The increased space also helped to keep mortality rates at 1/1000.



Kitalya Renovation of wards completed



Renovation of Kitalya Administration block

The increase in holding capacity was however wiped out by the 8.8% growth in prison population with the daily average of prisoners increasing to 39278 and the total prison population increasing from 38158 in July 2013 to 41516 in June 2014, thus a 260% occupancy rate, the 4th highest in Africa and 8th in the world according to international prison statistics 2014. This is despite the reduction in the incarceration rate to 111 for every 100,000; one of the lowest in the world compared to Seychelles with a rate of 898 and Rwanda 492 which are ranked 1st and 9th in the World respectively.

To facilitate movement of State Attorneys to and from Court, the Directorate procured 5 pickups for field stations and 4 saloon cars for Court attendance. As a result State Attorneys are able to attend Court and give timely advise to police, thus the increasing conviction rates.

The sector has also developed a 10 year sector wide infrastructure development plan to guide the sector where to invest in infrastructure and rationalize physical presence.

Judiciary through Justice Centres Uganda (JCU) provides legal aid to the poor, vulnerable and marginalized people in Uganda. Currently, JCU has established presence in the districts

of Kitgum, Amolatar, Kaberamaido, Hoima, Kibaale, Buliisa, Buduuda, Manafwa and Busia, as well as Kampala Capital City Authority divisions. JSU has extended legal services to Jinja, Masaka and Fort Portal High Courts bringing the total number to 13 service points to ensure greater access to legal aid services at these courts based on identification of need of legal aid services by JLOS. These courts cover several districts each increasing JCU's coverage even further. It was noted that in some of the courts such as Hoima Chief Magistrate's court, up to 70% of the litigants are unrepresented, highlighting the extent of the need for the service.

2.2. JLOS House constructed, equipped and functional by 2017

The process to construct the JLOS house is on course. This is aimed at increasing efficiency gains within the Sector and to stem the hemorrhage of sector resources that are currently paid out into rental fees.



Justice Yorokamu Bamwine (Principal Judge), Maj. Gen. Kabinda Otafiire (the Minister of Justice and Constitutional Affairs,) Gen. Aronda Nyakairima (the Minister of Internal Affairs) and Gen. Kale Kayihura (Inspector General of Police) during the hand-over ceremony for the site of the JLOS House Complex at Naguru, Kampala on September 19, 2013.

The construction of the JLOs house is being undertaken under private public partnership modality. The sector adopted a two stage procurement process for the JLOS house starting with a Request for Expression of Interest (REOI). Thirteen firms responded to the REOI and 9 firms have been shortlisted. The shortlisted firms are going to present proposals from which the best evaluated bidder will be chosen. Currently with support from 3 transaction advisors recruited by the sector, the sector is preparing a request for proposal that is expected to be issued at the end of November 2014 to firms shortlisted from those that submitted EOI. It is expected that the best evaluated bidder will be announced in the first quarter of 2015 depending on the procurement processes. The best evaluated bidder will be the special purpose vehicle for the construction of the JLOs house. The SPV will source financing, procure EPC contractors and maintain the building for a limited time. It is expected that the construction will last 18 months.



An artistic impression of the proposed JLOS Towers

2.3 Adjudication of Labour Justice improved

To align the sector priorities to the National Development priorities; SIP III accords priority to labour justice. In the period under review, two judges including a Chief Judge of the Industrial Court were appointed and the industrial court was fully constituted after 10 years of inactivity.

The Industrial Court to handle workers grievances started operating in August 2014. The court is in Ntinda where the National Youth Council is located. The sector in general and MoGLSD is working to ensure that necessary equipment and infrastructure as well as operational resources are availed to enable the court operate and help decongest the civil division of the court. Since the Court is an Appellate Court, there is need to ensure that District Labour Offices are resourced and strengthened.



H.E President Yoweri Kaguta Museveni in a group photo with six new judges appointed to the bench during the swearing in ceremony held at state house on April 29 2014. The new judges included Chief Judge of the Industrial Court, Asaph Rubinda Ntengye;

2.4 Service delivery standards met and improved

The Sector is committed to getting services as effectively and quickly as possible to its intended clients. Deliverables under this output include recruitments and skill building of staff, automation of business processes, addressing case load and case disposal, reducing lead times and enhancing communication cooperation and coordination among JLOs agencies as well as strengthening inspection monitoring and evaluation. Some of the service delivery standards adopted by the sector include-

- 1) Investigation and Mentioning: The Court shall ensure that no minor offences are mentioned for more than 3 months and the prosecution shall ensure that all investigations for capital offences are completed within 6 months. Also the court shall set separate days for hearing criminal and civil cases.
- 2) Warrants of arrest in single cases should be made no more than 3 times after which non capital cases should be terminated pending re-arrest and the court shall refer all inactive capital cases that have been pending for more than 360 days to the DPP for action.
- 3) Arrest and arraignment a person shall not be held at a police station for more than 48 hours and investigations shall be completed before arrest and charge.
- 4) All police files shall be sanctioned by a Resident State Attorney before registration in Court and all criminal cases other than minor contraventions cases from police posts shall go to Court through the police stations where their criminal register book is. Also the police shall draw charge sheets for juveniles in accordance with the law and copies sent to probation office and court.
- 5) Bail and Remand: Each officer in charge of a prison must submit monthly returns to the Commissioner General of Prisons with copies to a Chief Magistrate and Resident State Attorney within one week after the end of the month and each officer in charge of a prison shall adhere to a remand warrant.
- 6) A juvenile shall not be remanded in a prison for adults and the court and prison officers shall adhere to statutory mandatory remand periods. Also the name of the prison to which the accused is remanded shall always be indicated both on the court file and remand warrant. The standard ratio of warder to prisoner shall be 1:3 and inmates shall have access to sleeping space measuring 3.6 square meters, shall work for a maximum 8 hours and shall be provided with beddings and two uniforms and access three meals day:
- 7) Hearing and Disposal of cases in court: The court shall conduct hearings on a day to day basis once inquiries are complete ensuring that the entire criminal proceedings of a non-capital offence takes less than 4 months and that after committal, a capital case shall take a maximum of 12 months.
- 8) All Courts shall adhere to public service standing orders on Court working days and time and shall ensure that the hearing of a minor offence commences on day of plea and the police shall summon witnesses promptly and witnesses present in Court shall be heard whenever and wherever practicable.
- 9) In TAT hearing of cases must be concluded in 30 days and delivery of ruling

within 60days, in URSB the entire pre-incorporation process should be concluded in 3 days, registration of documents in one day, business names registration in one day winding up of businesses in 6 months.

- 10) In MoJCA, verification of Court awards and compensation of claims brought must be done in 7 days, legal advice must be provided within 14 weeks of receipt of request, while bills must be drafted within 30days of receipt of Cabinet directive.
- 11) In Administrator General office a certificate of no objection must be issued within 30days.
- 12) In DCIC a passport must be issued within 10 days of receipt of complete application while renewals must be handled within 7days. Work permits must be processed with 10 working days and passes must be issued within 2 working days and passengers must be cleared within 5 minutes at the borders.
- 13) NGO application for registration and renewal must be processed with 2 months of receipt of applications.
- 14) In MoLG clients must be attended to within 30 minutes and
- 15) In UHRC complaints must be disposed of within 24 months while investigation of complaints must be commence within 14days of receipt of complaint.

To deepen adherence to above service delivery standards various interventions were prioritized and below is a summary of performance against the various indicator targets as well as an analysis of the impact of the various interventions implemented in the financial year under review-

Table 8. performance against service delivery targets

Indicator	Responsibility	Baseline 2010/11	Performance 2012/13	Target 2013/14	Performance 2013/14
Average case load per Magistrate including GII	JUDICIARY	343	395	340	212
Average case load per Chief magistrate	JUDICIARY	3559	3332	3550	1213
Average case load per Judge of the High Court	JUDICIARY	1153	1011	1150	1275
Average case load CID officer	UPF	23	23	26	21
Average case load per DPP state attorney	DPP	820	699	800	360
%reduction in appeals from LCC referred for retrial	MOLG	0			
Conviction rates	DPP	49%	53.6%	50%	57%
Proportion of police regions with functional fire stations	UPF	42%	60%		100%
Average time spent in detention by children before sentencing	MOGLSD	5m	3m	3m	3m
Proportion of juveniles resettled upon release	MOGLSD	30%	26%	52%	40%

The sector increased the use of ICT to deliver and enhance service delivery by developing operational systems, creating linkages and fostering user access. The Judiciary installed court recording and transcription systems in Supreme Court and Court of Appeal. This has relieved the Justices from the manual and rigorous handwriting to enable them concentrate on the progress of the case as evidence is presented. In addition transcripts of the court proceedings are available within 24 hours. This quick access to court proceedings has enabled a quicker delivery and provision of judgments thus contributing to case backlog reduction. This is partly the reason for the more than 3fold increase in the number of cases disposed by the Court of Appeal.



Court recording and teleconferencing equipment at Kampala High Court

In addition, Video Conferencing facilities were installed at Kampala High Court to facilitate provision of evidence via video links across the world with Court and defendant in separate locations. Thus the Judiciary can now try any case in the World without the physical presence of the parties in court. Also procured over the reporting period were firefighting equipment, patrol vehicles, and computers. The retooling has improved response and lead times in many sector institutions.

In the period under review the UPF recruited 3,000 probationary police constables and 500 cadets from across the country. These are currently undergoing training at Police Training School in Kabalye, Masindi. Upon successful completion of their training, police strength will increase from 41,559 to 45,059 and given the current projected population of 36.6million, the police: population ratio will improve from 1:880 to 1:812 against the international standard of 1:500. In the reporting period 1,402 personnel were trained in public order management, preventive policing and counter terrorism so as to improve the capacity of police to deliver services effectively.

In addition the process of transforming the police training school at Kabalye into a Police academy remains on course. Construction of a 48 classroom block at Kabalye PTS was completed.

The recruitment and induction of more CIID personnel reduced case load from 23 to 21 cases a great improvement but still short of the standard 12 cases per CIID officer.

To improve service delivery in DPP focus was on the creation of more stations and improvement in skills and placement of available staff leading to a reduction in DPP case load from 699 to 360 cases over the reporting period.

The sector in the reporting period through the JSC appointed 29 new Judges including 4 Supreme Court Justices; 2 Industrial Court judges; 11 Chief Magistrates, 38 Magistrates Grade I, the Chief Registrar; 2 Registrars; 10 Deputy Registrars; and 2 Assistant Registrars.

As a result the case load per judicial officer has reduced at all levels of the court except the High Court. The average case load per magistrate is now 212 cases compared to 395 while that of chief magistrates is 1213 cases compared to 3550 in 2012/13.

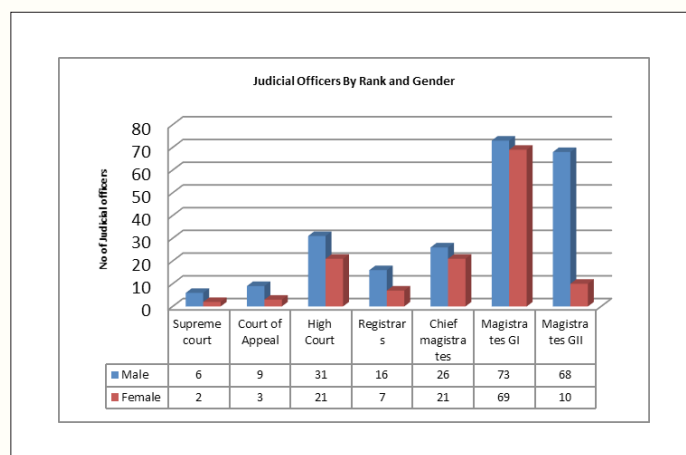
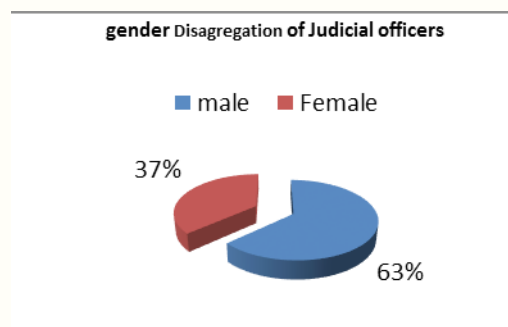
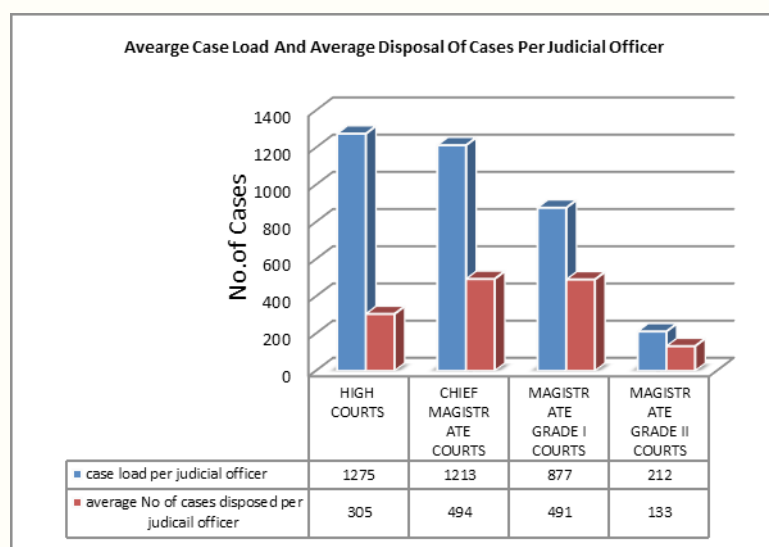


Table 9. Judicial officers by rank and gender

CATEGORY	MALE	FEMALE	Total 2013/14
Justices of the Supreme Court	6	2	8
Justices of the Court of Appeal	9	3	12
Judges of the High Court	31	21	52
Registrars including deputy and assistant registrar	16	7	23
Chief magistrates	26	21	47
Magistrates Grade I	73	69	142
Magistrates Grade II	68	10	78
Total	229	133	362



The case load per Magistrate and Chief Magistrate improved far above the target, while

the DPP registered a 57% conviction rate, 7 percentage points above target.

In terms of gender, 37% of the judicial officers are female ie 133 out of 362 judicial officers. At the Supreme Court and Court of Appeal 25% of the justice are female while

at the High Court female judges constitute 40%. Also 40% of the registrars and 45% of the Chief Magistrates are female while at The Magistrate Grade I level female Magistrates constitute about 50%.

With the recruitment of new judges to replace those retiring and to fill vacant positions, it was expected that the case load per judge would reduce. However there was a 27% growth in rate of registration of cases which wiped out any gains made resulting into an increase in caseload to 1275 cases from 1011 in 2012/13.



Hon. Gen. Aronda Nyakairima, Justice Yotokamu Bamwine , Justice Remmy Kasule at the official opening of Isingiro Justice Centre on May 2014 to improve case disposal

On a positive note all the 12 up country High Court circuits have a resident Judge compared to a situation where one Judge was in charge of more than one station/circuit. In the reporting period various judicial officers were promoted to the high bench. There is therefore need to recruit more judges, decentralize the Court of Appeal, create more High Court circuits with a view to covering the 39 traditional districts and also making each district a magisterial area, if the problem of case backlog is to be addressed.

The average case load per DPP State Attorney in the reporting period, given the Directorate's current strength of 295 Prosecutors, vis-à-vis 106,282 registered cases, stood at 360 case files per Prosecutor. Although the load has reduced compared to 2012/13, it remains high. The fact that in some instances one prosecutor serves more than one Court and provides advice to Police at the same time is huge disincentive and compromises the quality of prosecution services. The case load notwithstanding, State Attorneys too are poorly paid and their salary structure across institutions of similar nature is not harmonized. The current remuneration is not commensurate to the workload and therefore needs to be reviewed. It is also recommendable that the number of prosecutors be increased to match the quite challenging caseload.

To maintain these gains the sector must address the push factors for crime and conflict and also enhance response time. It is important that more staff should be recruited beyond the current attrition rates and where need be advocate for restructuring.

To improve NGO monitoring and data management an access data base was updated and up to 800 records created to improve data management. Besides the access data base, 9,000 entries have also been captured under the Electronic Data Management System (EDMS) which was funded under the JLOS.

This was done in line with the National Archives and Records Policy. In the same reporting period, 682 NGOs were registered and 598 permits renewed. At the same time, a total of 110 NGOs were monitored to ensure compliance with their permits. The NGO Board held 11 arbitration meeting to solve NGO disputes and also held consultations with URSB for harmonization of NGO registration



NGO files assembled ready for capture



Information being captured in the EDMS

During the third quarter, the NGO Board placed adverts on radios and TVs inviting NGOs to submit their updated profiles. This resulted in updated information on NGOs which has been generated and synthesized into e-format and has simplified access to information by users.

Business registration: To improve business registration URSB introduced the single floor business registration service. This included the introduction of Non-Tax Revenue assessment Centre, a Bank for instant payments, Registrars and Records officers all on one floor of the same building.

Immigration services: During the reporting period 84,356 passports were issued to citizens. This represents a 10.3% growth in the total number of passports issued from last year

(when 76,499 passports issued). Fresh applications for new passports constitute 86.9% of the total number of passports issued during the year compared to only 13.1% of applications for re-issue. Male applicants for passports constitute 58.1% while female make 41.9% of the total applicants. The average lead time for issuing passports is 10 working days. This performance is attributed to the opening of up country passport processing stations as well as the continued capacity building and automation of business processes in the DCIC.

Table 10. Summary of passports issued by type and gender

	Ordinary		Diplomatic		Official		EAC Passport		Total
	New	Renew	New	Renew	New	Renew	New	Renew	
Male	42,159	6,355	92	88	58	34	219	43	49,048
Female	30,623	4,378	107	52	16	16	101	15	35,308
Total	72,782	10,733	199	140	74	50	320	58	84,356

Source: Multiple Document Issuing System

Table 11. Work Permits Issued By Class for Financial Year 2013/14

Sex	Class of Work Permit									Total
	A	A2	B	C	D	E	F	G1	G2	
Male	916	121	23	17	586	54	21	646	5126	7510
Female	400	13	1	0	33	2	8	511	450	1418
Total	1316	134	24	17	619	56	29	1157	5576	8,928

In the period under review, the DCIC received 9,979 applications for work permits out of which 8,928 were approved and issued. Rejected cases of work permits applications constituted 10.5% of the total work permit applications received. Of the work permit applications received, 4,231(47.3%) were new applications and 4,697 (52.6%) are renewal/re-issue applications.

The average lead time for issuing work permits has improved from 10 working days to 8 working days. An average 4 days for processing applications including verification visits if any and another 4 days for endorsement. From the table above, it is observed that up to 62% of work permits issued is to employees in the general category. Business owners constitute 7% of the total work permits issued. UGX **69.53bn** in Non-Tax Revenue was generated to the Consolidated Fund. This represents a rise of **27.4%** from last FY's UGX **54.57bn**. The increase in revenue is partly due to the increase in volume of services as well as the upward revision of fees for immigration services instituted at the beginning of the FY 2013/14. Revenues generated from appeal fees, residence permits, passport fees among others experienced major growth.

Case disposal

As a result of the recruitments and opening up of one stop service points, Courts in the reporting period registered over 137,745 cases as shown in the table and graph below compared to 126,781 cases registered in 2012/13 translating into an 8.6% growth. This is a sign of growing confidence in the system. Despite this positive development in terms

of growing trust in the system the sector must of necessity address the long lead times in the disposal of cases.

Table 12 Case Disposal By Level Of Court

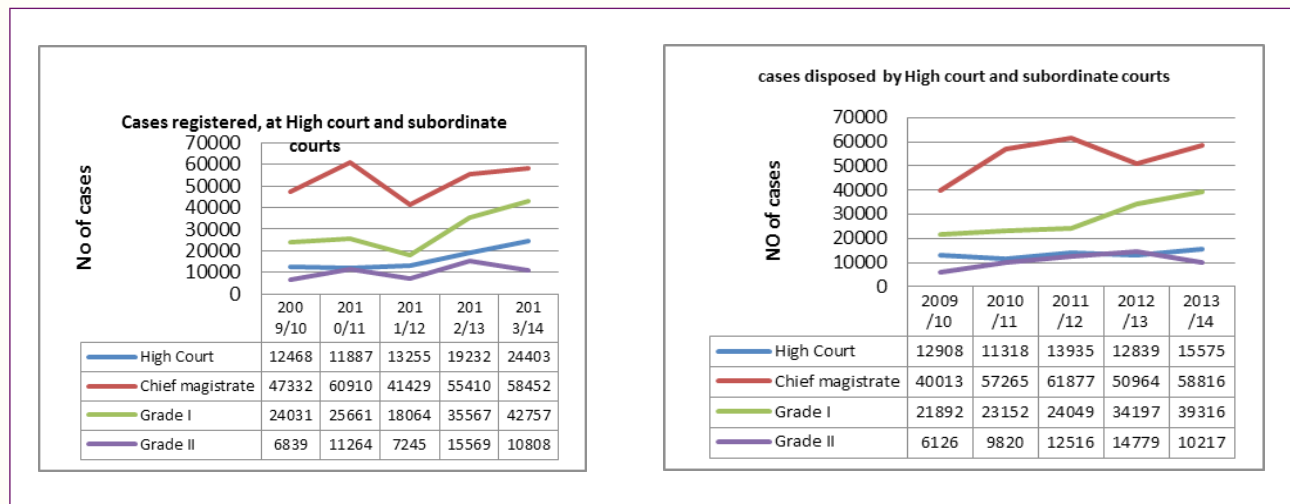
Court Type	Brought Forward	Registered	Completed	Pending	Disposal Rate -Reg(%)	Disposal Rate Total(%)
Supreme Court	73	74	82	65	110.8	55.8
Court Of Appeal	4,456	1,251	891	4,816	71.2	15.6
High Courts	40,618	24,403	15,575	49,446	63.8	24.0
Chief Magistrate Courts	85,894	58,452	58,816	85,530	100.6	40.7
Magistrate Grade I Courts	27,403	42,757	39,316	30,844	92.0	56.0
Magistrate Grade II Courts	5,488	10,808	10,217	6,079	94.5	62.7
Grand Total	163,932	137,745	124,897	176,780	90.7	41.4

According to the Judiciary CAS, major improvements in lead times were recorded in the High Court Commercial Division, Family Division and the Criminal Division as well as the Anti-Corruption Division as shown in the graphs below-



The average lead time (from filing to disposal) reduced from 1756 days to 105 days in the

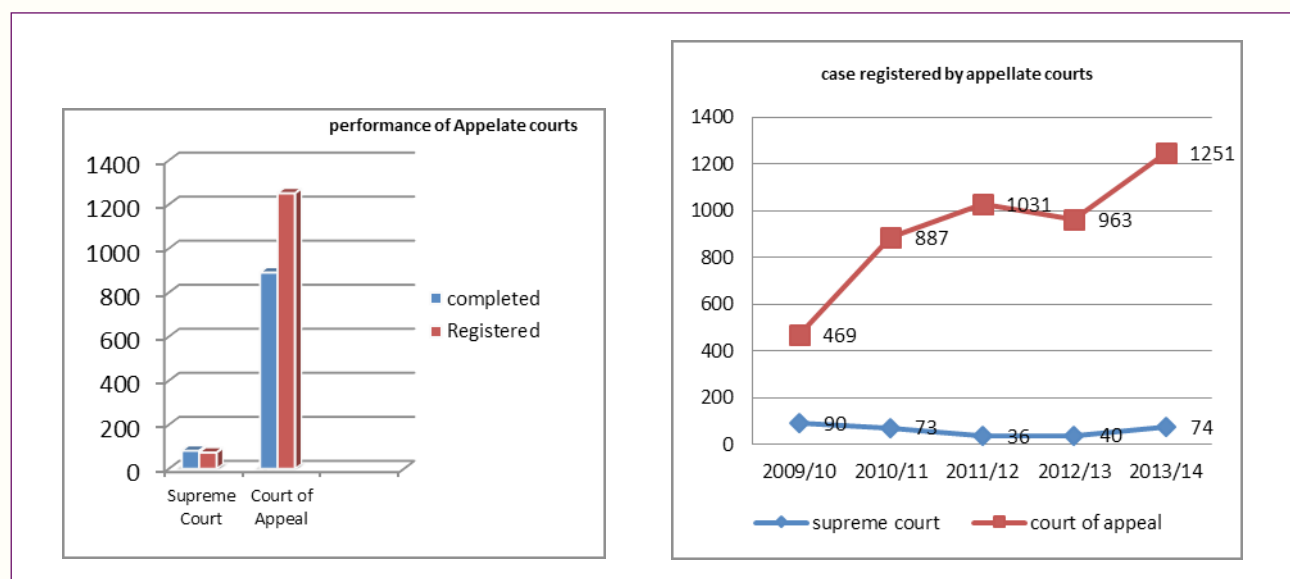
Commercial Court and from over 4000 days to 609 in the Commercial Court. The disposal of family related cases in the Family Court too improved with the lead time improving from 1198 days to 319 days.



In the criminal division as a result of innovations such as plea bargaining among others, the lead times improved by 32% from 916 days to 693 days. This is partly the reason why the average length of stay on remand for capital offenders has reduced from 11.4 months to 10.5 months.

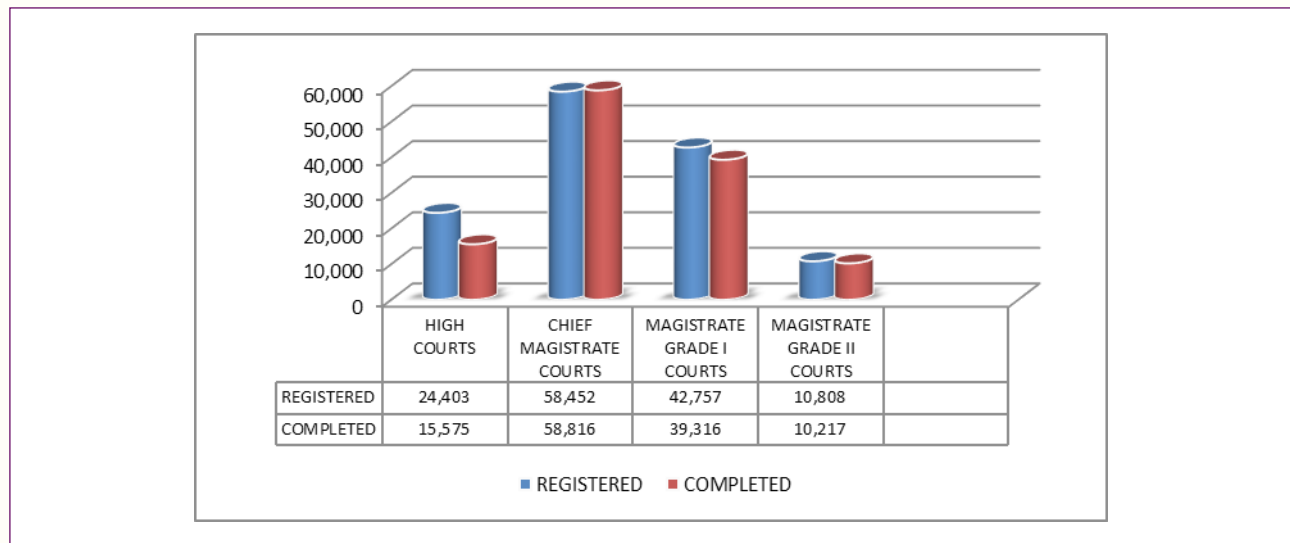
Although there seems to be deterioration in the lead times for civil and land cases, this was attributed to concerted efforts to clear old cases in the system on a first come first serve basis.

The sector will soon evaluate the impact of the session system for land and civil cases. The sector too needs to deal with the challenge of increasing number of miscellaneous applications. It is common to find one civil/land case having over 5 miscellaneous applications.



In the Supreme Court, the disposal rate of the filed cases was 110.8%. This performance indicates a reduction in the case backlog at the Supreme Court level. Following an increase in the number of Justices at the Court of Appeal there was a

tremendous increase in cases disposed from 21.5% to 71.2% with a four fold increase in the number of cases disposed from 226 to 891 cases. The High Court also registered a 14.5% increase in cases disposed from 13,640 cases in 2012/13 to 15,575 cases in 2013/14. This was partly because of the increased number of Judges as well as investments in technology, skills development and adoption of performance management.



At Chief Magistrate Courts, the disposal rate of filed cases in the reporting period was 100.6%. The implication of this, is, that at this court level, the back log is reducing though at a low rate. It must be noted that this performance is not only attributed to Chief Magistrates at the station but also Magistrates Grade I and Grade II working under Chief Magistrate at the station.

In the Magistrate Grade I Courts, the disposal rate was 92% with 30,844 cases disposed of and 42,757 new cases filed. . While in the Magistrate Grade Two courts which are phasing out, the disposal rate was 94.5%.

The DPP registered 106,282 cases and sanctioned 29,993 case files within 2 days of receipt of files on average duration while case files for a decision to prosecute or not were perused in an average time of 30 days, and 68 prosecution led investigation were undertaken. Out of these, 15 prosecution led investigations all relating to NAADS were concluded with 3 cases taken to court while 12 cases were closed due to insufficient evidence. The Directorate also undertook prosecution led investigations involving 43 cases of human trafficking. The investigations were concluded in an average of 115 days as a result of enhanced efficiency. It is important to note that the sector performance was affected by the petition that was challenging the constitutionality of anti-corruption court.

The Directorate prosecuted 16 cases in the Supreme Court, 92 criminal Appeals in the court of Appeal, and 352 cases in High Court sessions and 57,075 cases in the Chief Magistrate's court and registered a 57% conviction rate attributed to improved working environment with 53% of the stations housed and thus partly releasing resources to operations.

Five Plea Bargaining sessions involving 261 cases as a pilot were also concluded in Nakawa. At the time start of the pilot sessions, the total committals in Nakawa High Court Circuit were 694. A total of 261 committals were tried in the pilot plea bargain programme ie 37.7% of the total committals in the circuit at a cost of 46 million compared to the normal

cost of 260 million if such cases had been heard in normal criminal sessions. The sessions registered a 60.5% conviction rate out of the concluded 222 cases concluded in a record 3 weeks.

The DPP further prosecuted 267 cross border cases, registered 99 new cases, but concluded 67 with 35 convictions. This translated to a conviction rate of 53% of the registered cross border cases prosecuted. This fair performance is partly attributed to the challenging task of coordinating witnesses in cross border cases.

While prosecuting criminal cases, witnesses are a critical success factor and in the reporting period, the Directorate managed to prepare 17,252 witnesses for Court appearance against a target of 21,565 witnesses. This performance is as a result of inadequate funding that does not allow the ideal average number of five witnesses per case.

Uganda Prison Services produced a daily average of 1,002 prisoners produced to 213 Courts spread across the country. To ensure timely response to Court order, deliver inmates and ease the transport problem, UPS procured 6 new vehicles. Despite this procurement, the challenge of timely transportation of inmates to courts remains a problem. Currently there are only 42 stations with vehicles which are accessed by 60 prisons. This leaves 175 prisons without access to transport facilities. Besides, some prisons are too far from courts and other JLOS service points, this limits access to justice. It is important to note that the increased case disposal has helped to lower the average length of stay on remand for capital offenders from 11.4 to 10.5 months, however the congestion levels have remained high and the number of pretrial detainees increased from 55.4% to 55.9%. However given the increased levels of sanitation in prisons with over 60% of prisons eliminating the night bucket soil system, the sector recorded a reduction in morbidity and mortality rates among inmates. At the same time the implementation of correctional processes resulted into a reduction in recidivism from 26.7% to 26%. Inmates were also linked to the outside world and on average, 15,000 remand inmates were reached by Paralegal Advisory Services on a monthly basis through direct, extension and outreach delivery methods.



Deputy Commissioner General of Prisons handing over vehicles to ease transport of inmates

The above is an illustration of the concerted effort to improve service delivery in the sector institutions. It must be noted that some of the service delivery standards are a creation of statute while others have been developed to address perennial problems in justice delivery.

The sector greatest challenge remains popularization of the service delivery standards beyond headquarters and adherence to provisions of the Constitution such as the 48hour rule for suspects in police cells. There is need to address structural rigidities and to provide the needed facilities to improve response time. There is need to invest in staffing, skills development, automation of management information systems, change in institutional cultured, red tape among others. The sector too must invest in public awareness of the standards so that misinformation to the public is fought and the public is empowered to demand for efficiency and accountability from JLOS staff.

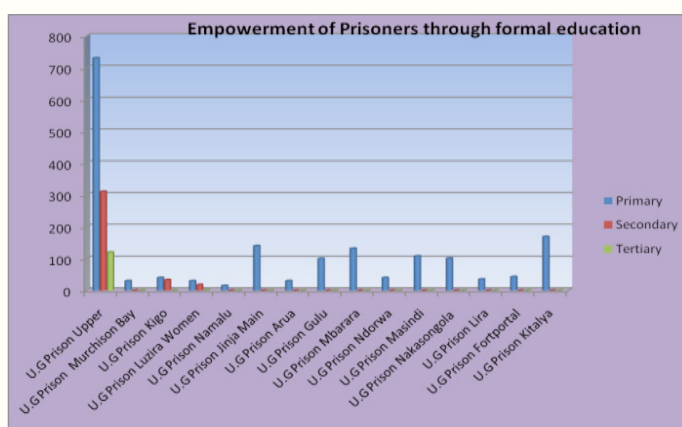
2.5. User Empowerment Services improved

In order to link users to JLOS services users must be knowledgeable of the JLOS processes and where to seek redress. This is being done by increasing access to public education in the administration of justice and maintenance of law and order using information desks, user guides and holding periodic service user dialogues. Such interventions are helping the poor and vulnerable to take advantage of services offered by JLOS to protect their interests. To empoeer users the following strategies are being implemented including sensitization, production and distribution of IEC materials, advocacy, outreach, community policing, simplification of laws and strengthening the public relations function in the Judiciary, UPF, DPP, LDC, UHRC and UPS. Other strategies included incorporating education into every aspect of service delivery; working with and strengthening community organizations; organizing collective action to address justice problems; and engaging in community education and community dialogue on justice issues, the provision of training to legal aid attorneys, and the development of an information system to monitor performance and user demand patterns. Additionally, education programmes were developed for paralegal function and related services to support local level service delivery.

In the reporting period, the DPP, through its Public Relations office held 5 press conferences with *Sunday Monitor* and *Sunday Vision*; 6 radio talk shows; 5 TV interactive talk shows; 3 stakeholders' meetings; 34 requests for information from journalists and the general public; and 7 press releases. As a result, this contributed to the increased public sensitisation on the institution of the DPP. This also contributed to increased activity at the various DPP Complaints

Desks where clarity was made to issues including case updates. Despite these interventions, the public relations office and complaints desk need strengthening in terms of capacity development, tools including ICT and transport facilities for increased results.

The Law Development Centre admitted 301 Bar Course students, enrolled 485 Diploma in Law Students, trained 400 Administrative Officers Law Course and enrolled 40 students drawn from mostly JLOS institutions on the human rights course. The LDC also prepared Uganda Law Reports 2005 and 2007 and 2010 for publication and started online law



reporting. As a result of the education programmes to lawyers and non-lawyers, LDC increased attendees' knowledge of legal theory and procedures in the respective programmes.



Skills acquisition: LDC lecturers at Northumbria University

The LDC also empowered 25 lecturers through training in pedagogical skills. Additionally, 10 lecturers were attached to Northumbria University to acquire skills in centred learning methods, clinical legal education and curriculum development. Also, 2 staff received training in strategic management to enhance their planning and management skills. Consequently, this improved the respective lecturers' capacity to undertake practical legal training as evidenced in their ability to conduct new methods of delivery, prepare students manuals, team work and improved quality of teaching which has reduced failure rates at the learning institution.

Judicial Service Commission conducted 37 radio talk shows in 32 districts; conducted civic education workshops in 46 sub counties; and held performance management workshops for judicial officers in Masaka and Mbale districts. JSC also published and distributed 2,380 copies of the Citizen's Hand Book with 1,000 copies in English and Kiswahili respectively and 380 in Luganda. JSC completed translation of the Citizens Hand Book in Lugbara. The Citizen's Handbook on Law and Administration of Justice in Uganda explains the composition, functions and how to access the services rendered by the various institutions involved in law and administration of justice. The Handbook covers the work of government institutions under the umbrella of the Justice, Law and Order Sector and other government institutions such as the Court Martial and the Inspectorate of Government. These copies were disseminated at workshops and all fora where the JSC participates. Additionally, JSC engaged in talk shows and civic education in the West Nile region and it was noted that one of the greatest challenges is access to land justice. JSC conducted 11 prison workshops for inmates in 9 prisons including; Openzinzi prison-Adjumani, Anyeke prison-Oyam, Kigumba Prison, Bugungu prison-Jinja, Ragem prison-Nebbi, Bufulubi prison-Mayuge, Hoima prison-Hoima, Mambugu and Kagadi prisons-Kibaale. JSC also held 5 anti-corruption *barazas* in 10 districts of Hoima, Kibaale, Masindi, Kiryandongo Kamwenge, Ibanda, Bushenyi, Rukungiri, Ntungamo and Kabale and discovered that some criminal cases were linked to land disputes. As a result, this contributed to increased understanding of the legal processes in the areas visited by JSC.

The Uganda Law Society held a one week legal aid open week in Kamuli where various people from surrounding communities were sensitized and clients attended too. Over 2000 community members were sensitized. The major topics for discussion during the sessions were identified by community members based on their experience and legal challenges. It was observed that issues relating to general human rights, children's rights, land rights and procedures in land transactions, criminal justice systems, marriage and divorce, the law of

³ 147 (59 female and 87 male) were taken on as clients of which 123 (78 female and 46 male) cases were successfully resolved through ADR, while 23 (11 female and 13 male) cases were filed in court.

inheritance, the rule of law in Uganda, persons and generally basics of the law and conflict resolution were rampant and were addressed. The Justice Centres Uganda (JCU) project also organised a public open day event which attracted the participation of other JLOS institutions to show case their services and procedures as part of public empowerment drives.

The JCU registered an increase in number of people reached from 25,083 (8779 female and 16304 male) to 160,204 (61,513 female and 98,691 male). Paralegal led schools and community awareness interventions have empowered vulnerable people to know how to avoid legal disputes as well as how to claim their rights in case of violation of their rights. Communities were trained on how the justice system works, and how to claim and protect rights. As a result, Justice Centres Uganda registered an increase in number of people seeking legal services. For instance 432 (203 female and 229 male) called on the JCU toll free line seeking legal advice as compared to the previous year that received 48 (18 female and 32 male) who called in.

The number of persons with disabilities seeking JCU services also increased to 883 (424 female and 459 male)³ from 135 (23 female and 112 male) who received JCU legal advice in the previous year. Likewise, JCU has registered an increasing number of women who are seeking JCU services as a result of the various public outreach services to the project.

The URSB Directorate of Births and Deaths recorded free publicity programs on birth and death registration with Uganda Radio Network a news agency that supports the dissemination of information on topics of a national perspective. This was an opportunity to give the public useful insight into the procedure and benefits of birth and death registration with the aim of encouraging them to embrace birth and death registration, and marriage registration. This extended to field outreach to communities such as Lweza and Masaka.

The UHRC implemented students' capacity building intervention that benefited 1445 students and staff, of whom 665 were males and 780 females. These trained in human rights in the areas of: function of the UHRC, children's rights, role of human rights and peace clubs, human rights principles, duties of a citizen among others. Through human rights and peace clubs in schools a number of gains were realized; improved respect for human rights and discipline in schools; Greater sense of responsibility is now being exhibited among the students; improved awareness of human rights and responsibilities within the student communities and outside the school; Students are able to lodge complaints of alleged human rights violations; and the Clubs have also contributed to peaceful resolution of conflicts in schools. This investment is for future leaders that are apt to protect human rights. The UHRC also held a number of Barazas on human rights empowerment and conducted trainings for community members on human rights, duties, responsibilities and obligations. A total of 77⁴ Districts were reached covering 125 sub-counties in all regions of Uganda. During the Barazas, a total of 23,198 people were trained on human rights principles and standards of whom 8,653 were females and 14,545 males. This intervention enhanced the knowledge of participants and brought forward a number of human concerns in the area of domestic violence, property rights, children rights and maintenance and general rights of persons in the criminal justice system. The

⁴ The Districts reached include; Yumbe, Zombo, Nebbi, Koboko, Adjumani, Moyo, Adjumani, Kampala, Mukono, Luweero, Mpigi, Kasere, Kyenjojo, Kabarole, Gulu, Lamwo, Alebtong, Otuke, Agago, Kitgum, Pader, Lira, Amuri, Agago, Lamwo, Apac, Dokolo, Oyam, Nwoya, Masindi, Kyankwanzi, Bugiri, Butaleja, Tororo, Jinja, Pallisa, Kibuku, Kamuli, Luaka, Kalungu, Lwengo, Masaka, Kalangala, Bukomansimbi, Sembabule, Bushenyi, Mbarara, Sheema, Napak, Kaabong, Amudat, Nakapiripirit, Abim, Bududa, Kaberamaido, Kapchorwa, Katakwi, Serere, Kumi, Manafwa, Sironko

UHRC like other JLOS MDAs implemented a mass media telecommunication outreach greater masses of the public to educate, inform and promote a human rights culture. Through radio broadcasting, 115 human rights topical talk shows were held, a total of 1,809 spot messages broadcasted, and 378 announcements aired out on various FM stations throughout the country. The strategy to build knowledge through broadcasting focused on easy to grasp human rights issues that included: understanding human rights concepts, duties of citizens, rights of children, the provisions of the Prevention and Prohibition of Torture Act 2012, the provision of the Public Order Management Act, 2013, the dangers of 'mob justice' and the importance of international human rights days.

The Judiciary finalized the development of Court user guides and strengthened user committees as a way of communicating service delivery standards. The user guides were also printed in local languages to enable usage by all who seek Court services. This has greatly contributed towards user empowerment because users have increased access to information greater than before.

A gender policy was launched as part of the framework for gender mainstreaming and addresses key gender obstacles to Court users. In addition, the Judiciary Client Charter is under review and when completed will further promote user empowerment. A separate code of conduct for non-Judicial officers is being developed and once completed will ease access to Courts and enhance the integrity of support staff. The Judiciary installed three electronic notice boards in the High Court, Twed Towers (for Civil and Land Division and Court of Appeal) as well as in the Supreme Court. The notice boards display cause -lists and are used for raising awareness on legal rights and anti-corruption issues.

JLOS Open Days and awareness weeks conducted by DCCs across the country were also used to demystify JLOS processes and empower users. In the reporting period 32 of the 98 DCCs conducted open days up from 12 DCCs in the previous financial year. The sector completed reviewing the Chain Linked Committee Guidelines that will guide the operations of sub-national structures: the sector is also developing a communication strategy to take forward this particular intervention.



Members of the JLOS Steering/Leadership Committee attend a practical session in team building during MfDR training at Kampala Serena Hotel

With support from Austria the sector conducted training in Managing for Development Results (MfDR) which provided participants working in JLOS with tools to translate the MfDR concept into their day to day management practice. In total 53 persons drawn from the JLOS steering and technical committees attended the training. This was 32.5% over and above the planned target of 40

participants. The participants were exposed to local and international perspectives on MfDR including comparison with related concepts such as Result Oriented Management. The programme was highly appreciated and practical sessions were held to enable participants have a first-hand experience at applying the concepts in everyday work. They were also supported in using the concept to implement the Third Sector Investment Plan (SIPIII) as well as institutional Strategic Investment Plans (SIPs).



Members of the JLOS Technical Committee pose for a group photograph during the management for development results training at Kabira Country Club on September 17 2013.

Uganda Police Force empowered users through community policing. Three (3) out of the targeted 5 model community police posts were initiated while 2 ie Lira-Kitgum stage and Masaka-Nyendo are yet to start. The UPF conducted community policing at Makerere University and trained students in various drills including parades and self-defence to empower ladies to defend themselves against aggressors including rapist.



Kabalagala Police Station



Kajansi Police Station

To empower communities contain gender based violence, The UPF conducted trainings for 235 Police and Probation Officers in Gender Based Violence and HIV/AIDS in Kalungu and Kamwenge districts while 64 child care takers in Bundibudgyo district, were trained in child rights and responsibility. Also 173 Police Officers from the districts of Dokolo,

Amudat, Agago, Lamwo and Apac were trained on their role in protection of human rights, children rights and sensitised on Prevention of Trafficking in Persons Act (PTIPA). Additionally, 406 former LAPs and SPCs of Luwero, Jinja, Masaka, Soroti and Mpigi were also trained in human rights, and the Public Order Management. This equipped and increased the duty bearers knowledge to effectively dispense justice.

Through UNICEF support, CFPU received funding for capacity development, awareness of child rights and prevention of violence against children in 300 schools from 20 districts in the regions of Rwenzori, Wamala, Busoga North and Elgon.

Furthermore, URSB recorded free publicity programs on birth and death registration with Uganda Radio Network a news agency that supports the dissemination of information on topics of a national perspective. This was an opportunity to give the public useful insight into the procedure and benefits of birth and death registration with the aim of encouraging them to embrace birth and death registration. The recordings run on Radios in 12 districts including Kampala, Kasese, Kibaale, Kyenjojo, Pader, Sembabule, Gulu, Mbale, Lira, Tororo, Kamuli, Mubende and UBC Radio that operates Countrywide. This has fostered public awareness on birth and death registration services.

In the reporting period, URSB made a presentation on marriage registration in several to gatherings of clergy of the Province of the Church of Uganda. The Bureau also made a one hour presentation on radio on marriage registration as a way of preparing the intending couples as well as married couples. This opportunity was also used to inform participants about the other registrations that URSB carries out.

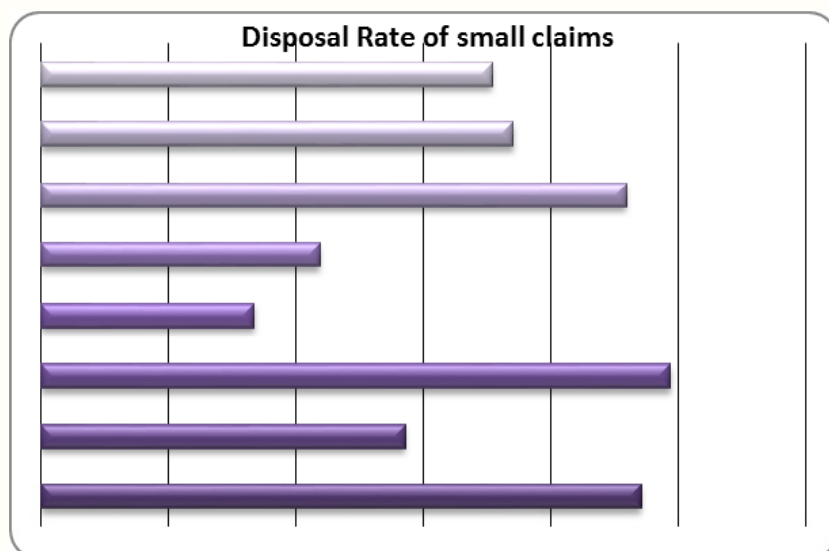
2.6. Vulnerability profiled and discrimination and bias in access to JLOS Services eliminated.

JLOS institutions under SIP III are giving special consideration to children, poor women and men and other identified categories of users presently underserved by JLOS institutions. JLOS is also tracking institutional performance in respect to services that vulnerable groups commonly access using administrative data collected by the various institutions and disaggregating data based on aspects such as gender, age, education, location among others. These include administrative services particularly services by the Administrator General; and case management with particular reference to gender based crime; violence against children, land and family justice.

Table 13 Performance of small claims procedure by station

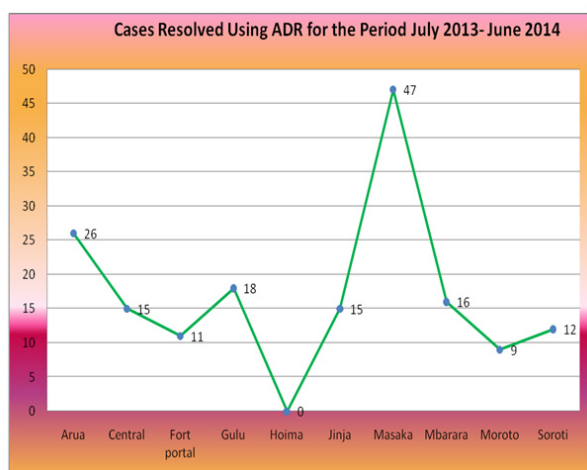
Station	Registered	Completed	Pending	Disposal Rate
Kabale	154	145	9	94.16
Masaka	77	44	33	57.14
Mbale	79	78	1	98.73
Jinja (oct 13)	3	1	2	33.33
Makindye(sept 13)	32	14	18	43.75
Lira	61	56	5	91.80
Arua	27	20	7	74.07
Mengo	205	145	60	70.73
	638	503	135	78.84

In the reporting period the sector registered a 78.8% performance with regard to small



claims settled within 2 weeks of conclusion of hearing as shown in the adjacent graph. The Small Claims Procedure was rolled out to 5 more courts, bringing the total number of courts practicing the procedure to eleven. These courts include Arua, Mbale, Kabale, Jinja, Makindye, Mengo, Nabweru, Lira, Masaka, Mbarara and Nakawa Chief Magistrate Courts. The most common cases settled using the SCP

were breach of contract of personal loans by money lenders. In addition, 43 Grade One Magistrates were trained on the procedure in preparation for the roll out. As a result, several vulnerable people obtained justice expeditiously.



With assistance from Austrian Development Agency, the Judiciary anchored on its mandate and rolling out the Alternative Dispute Resolution Mechanisms project beyond the Commercial Division to the land, civil and family Divisions of the High Court. Registries have been established and procurement for consultants to develop training materials and a gender analysis are ongoing. The ADRM project aims at enhancing access to justice for vulnerable persons especially children and poor women and reduce case backlog. The ADRM project brings on board other sector

institutions with a dispute resolution mechanism including the Administrator General, Law Council, Judicial Service Commission and Uganda Human Rights Commission. In the reporting period, the Commercial Court reported a disposal rate of 75.29% of mediation causes.



The new Look Administrator General's offices

In the reporting period, the Administrator General opened a total of 4,051 files with 3,077 being at the head office and 974 files from regional offices. The Department resolved 1,003 succession related wrangles through family mediation and arbitration and inspected 150 estates. The Department only effected 137 transfers out of the targeted 350 owing to the fact that most beneficiaries were competent and willing to administer the estates and that there were delays in land registration. Sixty (60)

caveats were removed for properties where reasons for lodgement had been settled. The Administrator General targeted to manage over 25 estates but only managed 2 because most people preferred handling their estates. Certificates of No Objection were issued to 2,369 out of the targeted 2400.

The Administrator General engaged in legal awareness and empowerment to the general public on the following radio stations; UBC Television, Radio Simba, Radio CBS. The Department also sensitised the public, Chief Administrative Officers and sub-county Chiefs in the districts of Masindi, Hoima, Mukono, Mubende, Mityana and other selected districts across Uganda. The Department's Legal Officers also physically visited and sensitised Chief Administrative Officers in Nebbi, Koboko, Yumbe, Maracha, Zombo, Kiboga, Kyankwazi, Hoima, Masindi, Buliisa, Kabarole, Nakaseke, Luwero, Mukono, Mayuge, Wakiso, Mpigi, Mubende and Mityana districts. Local leaders were trained so that they can equally sensitise their communities. Consequently, persons trained obtained knowledge on estates and were empowered to sensitise the broader communities. Two double cabin pick-ups were procured for State Attorneys in the Administrator General's Department to ease movement to Court and inspection of estates. Renovations were made to the offices by placing placards on doors to ensure that the public easily accesses offices. Slide glass shutters were installed for better security and storage of files. The Department's 3rd floor was successfully partitioned to enhance privacy in dispensing justice.



Children playing at the UPF child care center

With support from the Chinese Embassy in Uganda, UPF received a constructed child centre (Kindergarten) as a way of enhancing child education and welfare for children of police officers living and working within Kampala. As a result, this enhanced infancy education which includes recreation for police officers' children.

Table 14. Juveniles arrested and processed through remand homes

Remand Home	Admissions			Committed to KNRC			Released			Resettled		
	Total	M	F	Total	M	F	Total	M	F	Total	M	F
Naguru	614	572	42	60	60	Non	495	469	26			
Fort Portal	327	311	16	21	21	Non	252	238	14	252	238	14
Gulu	112	102	10	11	11	Non	108	96	12	32	20	12
Mbale	237	215	22	37	36	1	209	186	23			
Total	1290	1200	90	129	128	1	1064	989	75	284	258	26
Kampiringisa NRC	358	338	20	NA	NA	NA	125	113	12			

Ministry of Gender, Labour and Social Development equipped juveniles in Mbale, Fort Portal and Gulu remand home with skills in the area of animal/poultry rearing.

Additionally, 2 dormitories were roofed in Kabale Regional Remand Home at Kikungiri- Ndorwa hill. Arua Regional Remand Home started functioning and has so far admitted 5 juveniles. Fort Portal Regional Remand's kitchen/dining hall was also renovated. The skills offered for juveniles equipped them for life beyond remand. After renovating some structures, the condition of living for the children was enhanced.

The Remand Homes and National Rehabilitation Centre in FY 2013/14

reintegrated a total number of 1,168 juveniles to their communities – 304 girls and 119 boys. Naguru had the highest number of the resettled children with a total of 380 which constituted 32.5%; followed by Mbale with a total of 204 which constituted 17.5%; Fort portal reported with 134 which constituted 11.5%; Gulu with 90 which constituted 7.7%; Ihungu with 84 which constituted 7.2% and Naguru reception centre with 74 which constituted 6.3%.

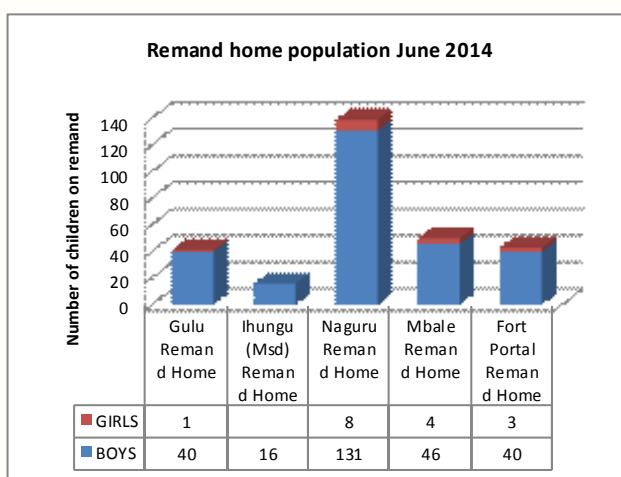


Table 15. Resettled children per Remand Home/Reception Centre in FY 2013/14

Institution	Female	Male	Total
Naguru RH	23(6.1%)	357(93.9%)	380(32.5%)
Mbale RH	62(30.4%)	142(69.6%)	204(17.5%)
Fort Portal RH	51(38.1%)	83(61.9%)	134(11.5%)
Ihungu RH	8(9.5%)	76(90.5%)	84(7.2%)
Gulu RH	14(15.6%)	76(84.4%)	90(7.7%)
Naguru RC, Q4	37(50.0%)	37(50.0%)	74 (6.3%)
Grand Total	304(26.0%)	119(10.2%)	1168(100.0%)

Table 16 Juvenile delinquents committed to KNRC Disaggregated by gender and years

Year	Male	Female	Total
2006	59(95%)	3(5%)	62(5%)
2007	98(94%)	6(6%)	104(8%)
2008	77(84%)	15(16%)	92(7%)
2009	132(88%)	18(12%)	150(12%)
2010	93(83%)	19(17%)	112(9%)
2011	99(90%)	11(10%)	110(9%)
2012	157(70%)	66(30%)	223(18%)
2013	184(95%)	9(5%)	193(16%)

2014	146(78%)	41(22%)	187(15%)
------	----------	---------	----------

Table 17. Distribution of admissions in Remand Homes by age

Age	F	M	T
12	2(6.1%)	31(93.9%)	33(2.4%)
13	3(3.5%)	83(96.5%)	86(6.4%)
14	23(11.4%)	179(88.6%)	202(15.0%)
15	29(10.7%)	242(89.3%)	271(20.1%)
16	22(5.5%)	380(94.3%)	403(29.9%)
17	26(7.4%)	326(92.6%)	352(26.1%)
18	0(0.0%)	3(100.0%)	3(0.2%)
Grand Total	105(7.8%)	1244(92.1%)	1350(100.0%)

The MoGLSD ensured that juveniles attend Court and are reintegrated in communities upon release. In the reporting period, 976 juveniles were reintegrated: in Naguru 257 boys and 23 girls; Mbale 142 boys and 62 girls; Fort Portal 51 boys and 81 girls; Ihungu-Masindi 76 boys and 08 girls; Kampiringisa National Rehabilitation Centre (KNRC) 182 boys and 20 girls; and Naguru Reception Centre 37 boys and 37 girls.

Table 18. Summary of offences committed by juveniles in FY2013/14

Offences	FEMALE	MALE	TOTAL
Abduction	4(80.0%)	1(20.0%)	5(0.4%)
Murder, Assault & Violence	13(12.0%)	98(90.7%)	108(8.7%)
Defilement & Rape	32(7.4%)	400(92.6%)	432(34.8%)
Drug Abuse	0(0.0%)	59(100.0%)	59(4.8%)
Care and Protection	0(0.0%)	3(100.0%)	3(0.2%)
Idle & Disorderly	1(1.4%)	69(98.6%)	70(5.6%)
Theft and Robbery	41(7.3%)	518(92.0%)	563(45.4%)
Grand Total	91(7.3%)	1148(92.6%)	1240(100.0%)

The MoGLSD admitted a total number of 1,883 – 1,398 boys and 489 girls to remand homes and reception centres across the country. The largest number was registered in Naguru Remand Home with a total of 711; followed by Naguru Reception Centre with a total of 384; Fort Portal Remand Home 271; Mbale Remand Home 237 and the least number from Ihungu and Gulu Remand Homes with a total of 140 respectively. Below is a table showing the distribution of admissions in remand homes by age.

The predominant offences committed by juveniles was theft and robbery with a total of 563; followed by defilement and rape 432; murder, assault and violence 108; idle and disorderly 70; drug abuse 59; and abduction 5.

During the reporting period, CFPU registered 18,216 domestic violence cases and through CFPU interventions 9,979 victims were counselled and a total of 1,188 perpetrators were

taken to Court while 2,083 couples were referred to other stakeholders for assistance. This is a 13.9% reduction from last year (July-Dec 2012) which had figures of 21,159 cases. With support of UNICEF, National Justice for Children Program in 2013/14 expanded to Napak and Kumi DCCs under the Soroti Regional Coordination Committee. This brings the total number of DCCs to 18⁵. At the National level the focus is on ensuring all institutions have mainstreamed child-friendly service delivery standards into their legal, policy and administrative framework. Uganda Prison Service (Guidelines for Management of Children Incarcerated with their Mothers), DPP (Prosecution Performance Guidelines) and UHRC (monitoring children institutions) registered positive progress. The Judiciary (Child Friendly Guidelines) and the JLOS Management (RCC/DCC case management guidelines) are being developed as well.

The Annual Justice for Children Review took place on 11th June 2014 and was presided over by the Hon the Principle Judge of the High Court and the Deputy Country Representative of UNICEF. The J4C National Steering Committee adopted the resolutions of the Review and generated a One Year Road Map for Justice for Children within the framework of the Justice, Law and Order Sector.

Key amongst these is the requirement for the Sector to develop a holistic National Justice for Children Strategy; and for institutions to formulate, implement and monitor compliance with child standards. In FY 2013/14, a task force to develop harmonized and comprehensive diversion guidelines was established. In addition 3 task forces by the Steering committee are working a) to generate proposals to the Director Public Prosecutions on the management of child to child sex; b) to generate an action plan towards the advocate for the ratification of the Hague Convention on inter-country adoption, and c) to develop a proposal to the Judiciary for child friendly good practices to integrate in the Judiciary administration manual. In FY 2013/2014 the MoGLSD commissioned a study to review the Probation function.



J4C Annual Review 2014 11th June 2014 at Hotel Protea Kampala

In the 18 DCCs and 5 RCCs of operation FY 2013/14 saw continued capacity development of both informal and formal justice actors in case management, information management, DCC operations as well as adoption of child friendly practices in the execution of their

⁵ Entebbe, Nakawa, Kyenjojo, Kabarole (for central region) Mbale, Bududa Moroto, Soroti and Kotido (East and North Eastern region) and Gulu, Amuru, Nwoya, Pader, Kitgum, Lamwo and Agago (for Acholi sub-region)

mandates. 96 participants comprising of Grade I Magistrates, Prosecutors, Probation and Social Welfare Officers and selected police investigators received training in the FY across all pilot sites.

In addition 25 information managers designated by the DCCs participated in the training

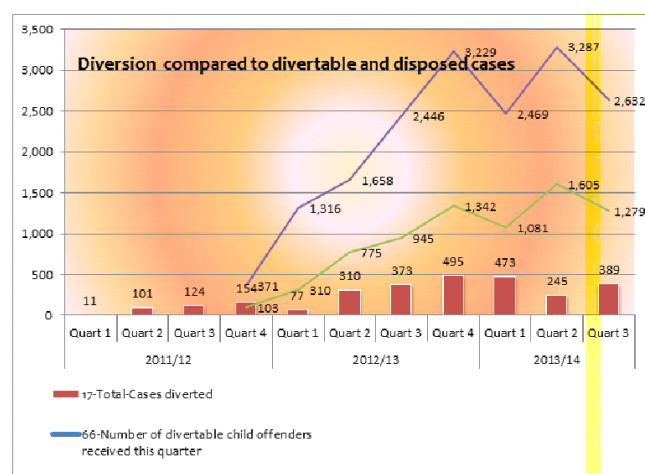


Joint Training of G 1 Magistrates, Prosecutors, PSWOs, Investigators in Kabarole

of trainers in January 2014. 268 stakeholders across the 18 sites were engaged in dialogues to promote diversion of eligible children from the formal justice system. The dialogue recommendations are feeding into the sector comprehensive diversion guidelines being developed by the J4C Steering Committee, spearheaded by MOGLSD. A total of 87 DCC members in Soroti, Kotido and Moroto received training in effective DCC management; while in July 2013, 53 DCC members in Kabarole and Kyenjojo were re-oriented in

child justice following massive transfer of new stakeholders to the site. In Karamoja sub-region, DCCs in Moroto and Kotido were supported to engage 62 traditional leaders/ council elders in two dialogues to understand and ensure that the two systems are protecting and treating children according to the law. Across the sites, all stakeholders received 200 copies of specially branded children Act and 150 copies Local Council Court Acts as aides and reference points. Across the sites 12 Justice for Children personnel continue to offer hands on technical support to ensure DCCs are effective and children's cases are prioritized in accordance with the law. The above actions have yielded the following results:

A total of 11,617 child related cases of both criminal and civil nature were registered



in the 18 sites, 36% higher than the total number of child related cases registered in FY 2012/2013(4,242). The significant increase is attributed to increased DCC awareness raising to communities, increase in number of pilot sites as well as improvement in information management across all sites. Of the total cases registered, 5307 representing 45% were disposed of at various levels; with 6,310 cases pending at the end of July 2014. Out of the total number of cases registered,

3152 representing 27% were cases of children in conflict with the law, 1924 of which were cases of child petty offenders. Defilement topped the list of cases of violence against children reported in the system in the period under review.

1,640 cases were *diverted* to the informal systems while 1,512 processed through the system because of the capital nature of their charges. Diversion practice was more entrenched in the central and Acholi region compared to sites in the East and North eastern region.

A total of 602 (342 females and 260 males) children have been *resettled to their communities* in FY 2013/14 with 489 resettled utilizing the J4C institutional support funding while 113

children were resettled by other DCC support organizations such as CBOS and CSOs working in the pilot sites.

DCCs continued to implement child protection tailored activities such as child friendly High Court sessions In Gulu, Mbale and Nakawa. DCC monitoring visits to facilities continued to target children issues including the DCC visit to UPDF detention facilities in Acholpii in Pader in May 2014 that identified children in adult detention facilities. DCCs in the pilot sites too heightened their awareness and response to children issues beyond the traditional DCC activities. DCCs in the sites engaged in prompt and effective case management initiatives with progressive court orders towards child protection, demanded for missing service links within the chain, dissemination of reference materials on child justice to all relevant actors, such as wide circulation of police medical examination letter to medical officers in Kabarole region. The 5 RCCs of Nakawa, Mbale, Soroti, Gulu and Fort Portal held 6 out of the 5 planned meetings and conducted 7 out of 5 planned inspections in the FY. The 18 DCCs held a total of 56 meetings, an average of 3 DCC meetings per site per quarter and 64 DCC inspection visits to facilities and child related institutions.

Notable good practices and innovations registered in the FY arising out of the continued engagement with R/DCCs include the following⁶:

DCC Kumi successfully advocated for allocation of a resident Magistrate after 6 months without Magistrate while Lamwo demand saw the Chief registrar promising allocation by November 2014. Gulu DCC formulated case management proposal that resulted into the Mini High Court session for Juveniles in Gulu. The Naguru Decongestion initiative and Mbale Juvenile High Court session are all examples of increased case management roles of DCCs.

A new practice by Gulu DCC that requires all people to plead to their age to prevent children being processed as adults; conducting of preliminary inquiries and provision of reports to support decision to divert or custodial or non-custodial sentences are among some of the innovations by DCCs. Other innovations include DCC based case management innovations such as weeding out undeserving cases, blocking of days to hear children cases, have been maintained; and issuance

In the reporting period, the sector was assessed on gender and equity by an external consultant procured by the Ministry of Finance, Planning and Economic Development. The results indicated that although there was a decline in the implementation of the Uganda Youth Policy and Older Persons Policy, both with scores of 20%; the PRDP2, Uganda Gender Policy, HIV/AIDS Work Place Policy, OVCs and Children Policies and Policy on Disability scored 80%. It was also revealed that majority of the vulnerable groups find difficulty in accessing justice because of language barriers, distance, age, disability and sometimes gender related hindrances; some of the Gender Desk Officers need information and skills to engage in gender and equity mainstreaming; and the sector lacks key benchmarks for gender mainstreaming.

With UNICEF's intervention, a study was conducted to find out why defilement is on the rise in the regions of Rwenzori, Wamala, Busoga North and Elgon. It was established that defilement is highest in Mubende district followed by Sironko, Kamuli and Mayuge. The explanation for high defilement rates in the selected regions included: cultural attitudes

⁶ The J4C model continues to promote public-private partnership in administration of justice in the pilot sites. Consequently, a number of private community based organizations, CSOs, fit persons and institutions have been embraced and utilized by the R/DCC in all the pilot sites. J4C also continues to provide emergency response support to constrained institutions to facilitate provision of quick and prompt direct services to children based on RCC/DCC priority needs directly contributing to results for children. This is complemented by advocacy at the national level to increase resources to front line service delivery.

among communities that a girl of 14 years was traditionally old enough for marriage; high school dropout rates which make youth idle, especially girls; and unscrupulous police officers who engage in negotiated settlements for defilement cases as opposed to prosecution in Courts of Law.

The LDC trained 120 Fit Persons in Kamuli, Ibanda and Kamwenge while 180 Fit Persons



LDC's Deputy Director handing over bicycles to fit persons

were facilitated in Lira with airtime and transport to resettle children in their respective communities. Additionally, 100 bicycles were procured and distributed to Fit Persons in Kabarole, Iganga and Lira districts.

The DCIC removed barriers to accessing justice by decentralizing immigration services. Mbarara and Mbale regional passport issuance centres opened and on average 2,400 passports are issued monthly. The establishment of the

regional centres allowed for the provision of other immigration services including legal services and immigration control procedures like management of visa extensions and issuance of student passes.

A daily average of 1,002 prisoners was produced to 213 courts spread countrywide by UPS. The average length of stay on remand reduced from 11.4 to 10.5 months for capital offenders and 3 to 2 months for petty offenders. The remand population increased from 55.4% to 55.9% of the total prisoners' population.

The Law Council held 53 Committee Sitzings and concluded 59 cases, inspected 849 law chambers, 3 universities and supervised 71 legal aid service providers. Through the cases handled, vulnerable clients were protected from Advocates who sought to defraud them.

Table 19. Case management by the Law Council

Category	FY 2010/11	FY 2011/12	FY 2012/13	FY 2013/14
No of disciplinary cases brought forward				
No of disciplinary Cases Registered				
No of cases concluded	161	94	72	59
No of Committee Sitzings	62	47	36	53
No of Law Chambers inspected	654	693	697	849
No of Universities inspected	8	6	0	3
No of Supervisory visits to Legal Aid Service Providers				71

The URSB launched the Mobile Vital Records System (MVRS) on 2 December 2013 in all the 5 divisions within Kampala City Council Authority (KCCA). The system facilities

timely submission of returns for births and deaths, securitize and protect individual data and standardise short birth and death certificates that are issued.

Table 20: Performance against vulnerability indicators

Indicator	Responsibility	Baseline 2010/11	Performance 2012/13	Target 2013/14	Performance 2013/14
Proportion of backlogged cases in the system	Judiciary	35%	32.3	35%	36.34%
Proportion of small claims settled within 2 weeks of conclusion of hearing	Judiciary	Na	57.1%	55%	78.8%
Proportion of cases settled through adr	Judiciary cader	26%	26.25%	26%	25.8%
Increase in cases registered and disposed by lcc	Molg	390,000			
Number juveniles arrested per 100,000 of the child population ¹ (20)	Upf	10.1	5.62	10	10.7
% Of juveniles diverted from formal judicial proceedings	Upf, ldc	52.6%	41.2%	59%	85.4%
Number of cases diverted after investigations	Ldc	980	764	12%	1640
Proportion of juveniles receiving non custodial sentences	Moglsd	75%	78.3%	76%	47%
Number of children on remand per 100,000 child population	Moglsd	1.5	2.6%	1.3%	2.78%

Health care support was made available to the Police especially cases of HIV/AIDS. The Police HIV/AIDS prevalence rate is 11.5% that is well above the national average of 7.3%. This has attracted concerted effort to improve the health care conditions and minimize further potential infections. Seven health centers (Kibuli, Nsambya, Masaka, Jinja, Arua, Mbale and Naguru) have been accredited to provide HIV/AIDS related services. Currently 1,013 PHAs are being supported with nutritious food supplements and drugs for opportunistic infections in addition the PHAs have formed 23 groups who are involved into income generating projects (poultry, piggery, and Goats, Events management). The Police was supported by the Uganda AIDS Commission and SPEAR⁷, however some of the projects have since closed yet there is need for continuous sensitization on prevention and treatment to minimize the spread and effects. UPF requires funding for this activity as well as dissemination of the HIV/AIDS policy guidelines and BCC Strategy documents. Police has also remodelled the former Quarter master stores at Jinja road into a Police garment factory to enable police make their own uniforms so that they are able to provide the two pairs of uniforms recommended per officer annually. This will not only motivate staff but is also a cost saving measure to reduce on importation of uniforms.

⁷ SPEAR- Supporting Public Sector Workplaces to Expand Action and Responses to HIV/AIDS

2.7. JLOS capacity to prevent and respond to crime enhanced

Uganda remains one of the countries with relatively low crime rates in the world according to International Crime Statistic 2014 and World Crime Map. The crime rate is on a downward trend. This performance is not by accident but out of a concerted effort that combines both enhanced crime response as well as crime prevention measures throughout the chain of criminal justice. Some of the strategies implemented include retooling of the CIID, training in forensic investigations in the UPF, strengthening the canine unit, strengthening justice for children system; strengthening capacity of safety and security related agencies amnesty, mobilization and reintegration of ex-combatants in accordance with the available laws, strengthening the sectors regulatory and oversight role over operations of the Non-Governmental Organizations and implementing specific measures to boost rehabilitation of offenders including juveniles to reduce the levels of recidivism in the country.



Purpose built CIID Headquarters-Housing UPF Hqters

Prevention and Detection of Crime: Over the last five years (2008-2013), crime has been on the downward trend from 119,072 criminal cases investigated in 2008 to 99,959 cases in 2013. This represents an overall reduction of 16%. This performance is due to a number of factors-

There has been continued quantitative and qualitative growth in the capacity and capabilities of the Police Force which include the K9 Unit, Forensic laboratory, CIID, Flying Squad, effective Traffic Police and the Field Force Police.

The performance is also as a result of synergies created by the cooperation among the Justice, Law and Order (JLOS) institutions, security agencies (UPDF, ISO), Ministries and Government departments (such as the Drug and Health Monitoring Unit, Office of the President), URA, Uganda Bureau of Standards, KCCA, and Office of the Prime Minister, and development partners, have been critical.

Strengthened Community Policing, a concept in which the public plays an increasing role in crime prevention and assists the Police to successfully investigate crime whenever it takes place, is beginning to pay off.

There is also enhanced intelligence collection leading to intelligence led policing hence increased mobility, accessibility, and visibility of police personnel therefore lending more public confidence in the Police crime prevention and response efforts.

In 2013/14 Police procured under PRDP and JLOS 15 pickups for Regional and District CIID Officers of Nebbi, Soroti, Kumi, Mbale, Busia, Arua, Sironko, Lira, Gulu, Kitgum, Adjumani and Oyam.

To improve police presence as a crime prevention measure as well as enhance police response to crime 3,500 personnel (3,000PPCs and 500 Cadets) were recruited and are undergoing training at PTS Kabalye Masindi. This recruitment is expected to improve the Police's strength from 41,559 to 45,059 and basing on the current projected population of 36m people, will reduce the police: population ratio from 1:880 to 1:812 although this is still below the international standard of 1:500.

Refresher courses for 1,402 personnel in POM, Preventive policing and CT were also conducted.

The force conducted a payroll cleaning exercise and 2,995 personnel who could not be accounted for were deleted.

During the period of review the Police Headquarters was shifted to Naguru at the newly constructed (CIID wing) block. During the period the construction of 10 Police Stations was completed (Kiira division, Mukono, Amudat, Pader, Amuria, Butaleja, Maracha, Kibuku, Tororo and Moroto). Soon to be completed are stations in Nakapiririt, Kaberamaido, Abim Buliisa, Yumbe, manafwa, Busia and PTS Olilim.

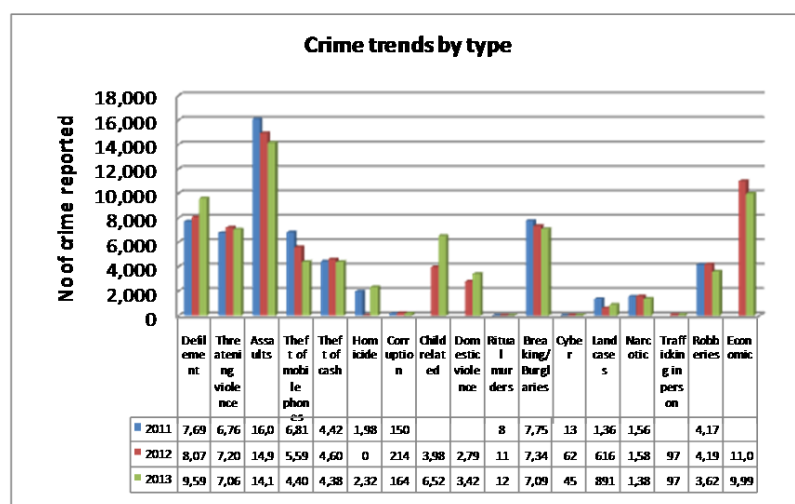
Completed also in the reporting period as well were 78 staff houses spread over the districts of Rakai, Kasese, Kabale, Rukungiri, Kyenjojo Kibuku, Bududa, Buliisa, Mbale, Maracha, and Koboko. This increased UPF staff housing by 0.4% from 9,385 to 9,427. Given the housing shortfall for entitled staff whose number now stands at 30,037, this is a very small improvement. This figure is likely to worsen with the recruitment of the 3,000 PPCs. There is therefore urgent need to capitalize the Police Construction Department, so that it is able to construct at least 1,000 low cost housing units annually. In addition, there is need to fast track the PPP process in order to improve accommodation within the KMP area since the law was enacted by Parliament.

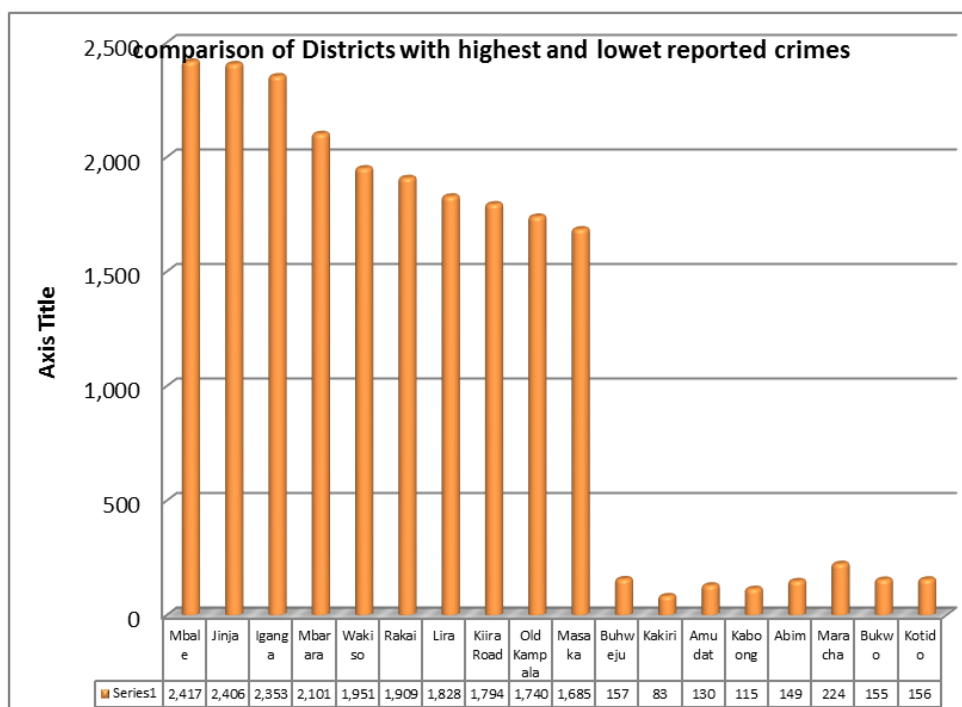
The Police also established additional 6 (six) canine units in Masindi, Mityana, Lwengo, Kitagata, Kabwohe and Lyantonde thereby increasing the units to 50. This represents 45% coverage of the unit in the country. In addition the unit procured 4 new picks up vehicles with funding from JLOS to enhance quick response and mobility.

A total of 379 CIID officers were trained in crime intelligence and cyber, narcotics, fraud, homicide, and SGBV investigation techniques. In addition 1,722 personnel were inducted to the CIID, Traffic, Fire, Counter terrorism, ICT and canine units. These interventions have been responsible for the improvements in CIID's performance where it was able

to investigate and conclude 36,778 (89.9% of target) violent crimes compared to 33,657 (56.53% of target) cases investigated in 2012. In the same period, the canine unit tracked 7,385 cases resulting in 4,954 arrests and 505 convictions.

From the Police Crime Report 2013, the number of reports and complaints made to Police were 251,409





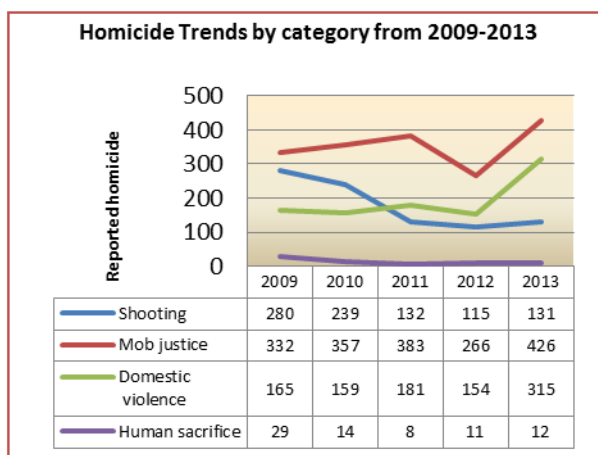
out of which 99,959 cases were criminal in nature compared to 100,465 criminal cases investigated in 2012 thereby reflecting a decrease in the volume of crime by 0.5%.

Reduction was notable in economic crimes (10%), narcotic drugs (14.7%), robberies (15.8%), and

breakings (13.8%).

The above successes notwithstanding, serious crime, security and safety challenges are still hurdles to surmount. Of particular concern are the following crime/security categories, increase in homicides (17.8%), defilements (15.8%), domestic violence (18.4%), child related offences (38.9%), and Land related offences (30.8%).

In the medium term, the Uganda Police Force plans to deploy its energy on fighting the crimes that are on the increase.



Homicide: The causes of death ranges from delayed justice, witchcraft, family wrangles, poverty and consumption of excessive alcohol and drugs. Other deaths were as a result of robberies, assaults, poisoning and strangulation. The districts that recorded the highest incidence of death in the five years were Rakai, Mbarara, Luwero, Mubende, Jinja, Kasese and Old Kampala.

Domestic violence: A total of 3,426 cases of domestic violence were reported to police in 2013 compared to 2,793 cases in

2012 representing an 18.4% increase, according to the 2013 police annual crime report. A total of 1,042 cases of rape were also investigated in 2013 compared to 530 cases in 2012 hence an increase by 49%.

Defilement continued to lead in Sex Related Crimes in 2012 and 2013. A total of 9,598 cases were reported and investigated in 2013 compared to 8,076 cases in 2012, thus an increase of 15.8%. Most of these took place in the Districts of Iganga (252 cases), Mbale (248 cases), Kamuli (214 cases), Gulu (199 cases), Rakai (186 cases), Tororo (179 cases)

Palisa and Soroti had 176 cases each.

Table 21. Action taken on Defilement Cases

Cases taken to court	Suspects taken to court	Conviction	Acquittal	Dismissed	Pending in court	Under investigations
4,931	4,807	359	38	248	4,288	4,667

From the table out of the 645 cases concluded in court 55.7% convictions were recorded. This performance would even improve further when the protocols agreed on by JLOS agencies in investigation of SGBV cases are fully implemented. The sector has undertaken training of duty bearers including medical personnel on medical examination of SGBV victims and is strengthening the use of forensic science and evidence to address the high number of defilement cases. The challenge however is that the Police can only respond after the crime has been committed, limiting the extent to which it can proactively intervene to save innocent children from sexual aggression. It is also true that the number of cases reported to Police is not a correct reflection of the prevalence of this evil crime and cases are only reported to Police after initial remedies of settlement have failed. This is because the crime of defilement is committed mostly in the privacy of peoples' homes, and by persons routinely entrusted to take care of the children. The fear of stigma and public ridicule drives many families to resort to domestic resolution for this heinous offence. This is neither right, nor fair to the victims.

According to study undertaken by UPF defilement is highest in the district of Mubende, Sironko, Kamuli and Mayuge and the reasons for the high defilement rate according to the study include-

Cultural attitudes among the community that traditionally consider a girl of 14 years as old enough for marriage. The high school dropout rate making the youth idle (especially girls) making them easy target and Unscrupulous police officers who are bent at negotiated settlement of defilement cases as opposed to prosecutions.

Related to children offences, The Department of child and family protection services registered a total of 37,381 cases of families experiencing domestic violence country wide. Out of this, 19,967 victims/suspects were counseled and re – united with their families. 2,599 suspects were taken to court while 4,483 victims were referred to other stakeholders for adjudication. Regionally KMP registered the highest number of domestic violence cases with 5,004 followed by Malaba (4,443), North kyoga (3,918), Rwenzori (3,848) and Busoga East (3,124).

At the district level Tororo registered the highest (1,659), followed by Mubende (1,469), Iganga (1,326), Lira (1,149) and Kabalagala (1,077)

Tororo again registered the highest child abuse cases with 108 followed by Kawempe (62), CPS Kla (60), Lira and Jinja Central Division with 59 respectively.

The Gender, family and children affairs department with support from donors (UNWOMEN, CEDOVIP, UNICEF, PLAN UGANDA, UWONET and JLOS) conducted a number of capacity building workshops, consultations and sensitizations of police personnel in all the 26 regions on SGBV. The department also received 8 uniports for counseling victims, 6 motorcycles, 28 laptops and 17 printers to enhance data collection and management including production of compendium of laws that address SGBV.

Worth noting is that the result of the capacity building workshops in the counties of Tapac, Nadunget, camp Swahili and Kisiroi in Moroto District led to the arrest of 13 people practicing female genital mutilation (FGM) on young girls and the surgeon was

arrested and convicted to 12 years in jail. This is expected to deter other surgeons both in Karamoja and Sebei sub regions from the practice.

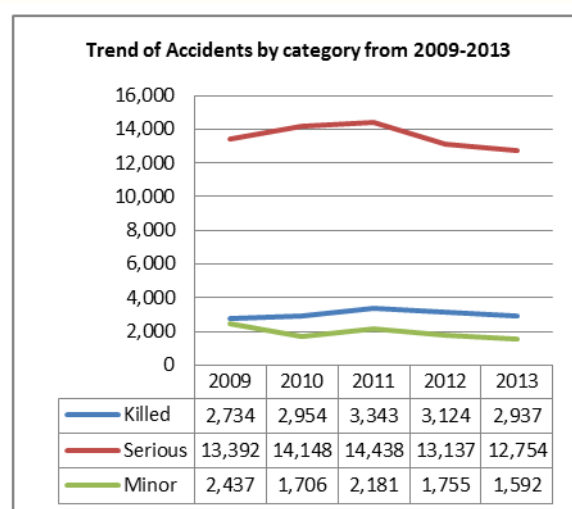
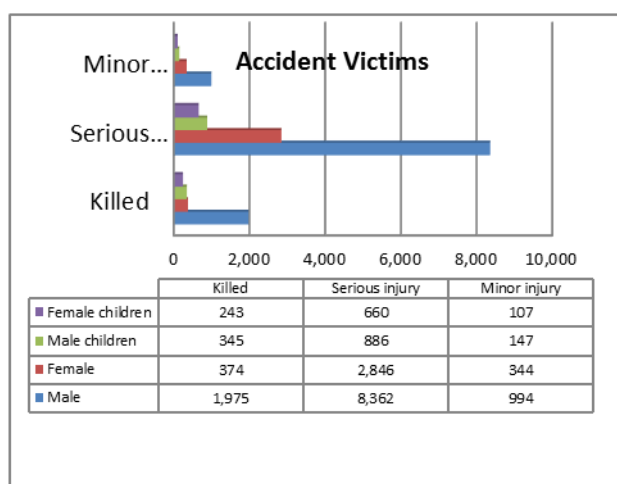
Considering the over whelming number of child and family related cases, consultations are underway to elevate the Gender, Family and Children Affairs Department to Directorate of Gender, Family and Children Affairs. The department, however, still faces logistical challenges such as provision of beddings, sanitary towels, shelter, food, soap and utensils to victims of abuse and children recovered from trafficking and sexual exploitation, as their matters are being handled.

In addition, 235 Police and probation officers were trained in handling matters of Gender Based Violence and HIV/ AIDS in Kalungu and Kamwenge districts, and 64 Child care takers were trained in Bundibugyo District on child rights and responsibilities. In partnership with Human Rights Commission, 173 Police officers from the Districts of Dokolo, Amudat, Agago, Lamwo and Apac were retrained on their role in the protection of Human rights, children and women and the Anti- Trafficking in persons Act. A total of 200 Compendium of laws (Domestic Violence Act, Anti trafficking in persons Act 2010, Police Act and Fire arms Act) were also distributed.

The unit also received support from UNICEF for capacity development and awareness of child rights and prevention of violence against children in 300 schools from 20 districts in the Rwenzori, Wamala, Busoga North, and Elgon Regions.

Narcotic: In the period under review, 1,380 cases were reported and investigated compared to 1,584 cases in 2012 reflecting a 14.7% decrease. Despite this seeming reduction, drug trafficking and abuse pose a big challenge. For instance, 32.3 kgs of was Heroin was seized, 67.7 kgs of Cocaine, 1,834 kgs of Cannabis Herbal, 284 Kgs of Cannabis seeds, and 105 acres of cannabis plants were destroyed. A total of 5,566 males and 172 females were arrested and charged in court.

The National Drug Policy & Authority Act 2000 being used to prosecute the offenders is not comprehensive enough, it's weak. However a comprehensive legislation of Narcotic Drugs and Psychotropic Substances Control Bill 2007 is already before Parliament for reading. There is need to lobby Parliament to speed up the process of passing this bill.



At the East African regional level, an operation targeting transnational crimes among EAPCCO and SAPCCO member states code named 'Usalama' was conducted between 16th and 18th July 2013. This operation targeted areas of Kampala Metropolitan, Busia,

Luwero, Wakiso, Nakaseke and Entebbe Airport which are mostly used as conduit routes by traffickers and consumers of illicit drugs.

Traffic and road safety Directorate recorded a 7.6% reduction of road traffic accidents from 19,780 in 2012 to 18,368 in 2013. However, there was a 0.2% increase in the number of road accident fatality cases from 2,611 in 2012 to 2,616 in 2013.

The bulk of the road accidents occurred in KMP South (4,310), followed by KMP East (2,882), KMP North (2,459) Mbarara (812), Greater Masaka (713) Albertine (591) and Rwenzori Regions (572)

Table 22. Nature of Accidents

Causes of accidents	Fatal	Serious	Minor	Total
Careless driving	484	3,753	3,664	7,901
Reckless driving	1,252	3,045	1,205	5,502
Careless pedestrian	222	557	316	1,095
Over speeding	75	269	148	492
Brake failure	30	100	120	250
Under influence of alcohol	18	87	103	208
Pot holes	13	40	50	103
Tyre burst	13	36	45	94
Dangerous loading	7	39	47	93
Over loading	5	38	35	78
Dazzled by light	9	10	6	25
Unknown cause	585	1,008	1,302	2,895

Male adults constituted the highest number of victims of road accidents while pedestrians and motorcyclists topped the list of those who died through accidents.



H.E the President commissioning new fire tenders

To address fire incidents, the Uganda Police established 20 new fire stations in Bushenyi, Kisoro, Kabale, Ntungamo, Bwama, Mubende, Mityana, Luwero, Masindi, Lira, Kitgum, Soroti, Moroto, Busia, Malaba, Iganga, Lugazi, Ntinda and Kololo, Mukono and Kajansi in partnership with Ministry of Local Government which provided 46 fire trucks. This increased fire stations to 40. This represents only 36% of fire

brigade coverage in the country. There is need for more support so that the unit is established in all districts to secure property and save life against fire.

Table 22. Fire Incidents

Premises	2010	2011	2012	2013
Residential structures	201	278	459	296
Commercial (shops, kiosks)	110	125	263	140
Educational Institutions	21	25	26	24
Factories/workshops/garages	26	45	25	54
Automobiles	44	43	13	52
Wooden/grass thatched structures	56	20	106	97
Farms		23	42	46
Markets	16	22	7	20
Electrical installations	18	34	81	89
Fuel stations/tankers	5	5	8	1
Others		9	100	7

As a measure to stem fire incidents, 316 fire inspection visits were conducted in schools, supermarkets, local markets, factories, timber yards, hotels and fuel stations in KMP to establish compliance to fire safety requirements. Consequently, there was a 17% reduction in fire incidents from 1,126 in 2012 to 936 in 2013. A total of 62 people died in fire while 56 got injured. This is more than two fold increase compared to 2012 where 22 people died and 28 got injuries.

Most fires occurred in residential premises followed by commercial establishments, wooden/grass thatched structures and electrical installations. Fire at educational institutions decreased from 26 last year to 24. However, there was an increase of markets fires from 7 in the previous year to 20 last year.

Marines; The police marines unit is progressively building capability to respond to emergencies, rescue operations, and secure the waters from criminal activities. So far it has opened 15 units in L. Kyoga, L. Albert, L. Victoria and the islands of Mgingo and has acquired two new boats.



The new boats at Kigo Marines base

It trained 06 personnel in Kenya in rural border patrol course and also conducted refresher training locally for 26 personnel in diving, navigation/coxswain ship and weapon handling skills as means to build capacity in water rescue operations.

The marines unit is also supporting the fisheries and beach management Units in combating illegal fishing on L. Victoria, L. Albert and L. Kyoga. So far 1,580 culprits are being investigated.

The unit still faces a challenge of policing the water to ensure compliance to safety regulations. For instance many water transport operators over load passengers and don't provide life jackets as witnessed by the incident where a total of 270 refugees lost their lives when the over loaded boat capsized on L. Albert.

Community policing; Three out of the five model community police posts have been initiated while the two, at Lira-Kitgum stage and Masaka-Nyendo are yet to start. Meanwhile UPF conducted community policing at Makerere University (MUK) and trained students in various drills that included parade and self-defense so as to empower the ladies to be able to defend themselves against rapist and domestic violators.



Some of the women being trained in self-defense drills

As part of measures by the sector to enhance response to crime, the DPP continued establishing presence deeper into communities in the country side. Physical de-concentration of prosecution services certainly provides an environment for preventing crime and its reoccurrence much more than one in which potential criminals commit crime with impunity aware that there would be no competent office to take them to court. The DPP therefore opened RSP stations in Sheema, Serere, Gombe, and Alebtong bringing the total number of DPP stations to 109 and the number of

districts covered to 88 a translation to 79% district coverage. In the same vein, construction of DPP offices in Kalangala, Dokolo and Kumi, Ntungamo and Busia office construction was completed while land has been acquired for construction of Kapchorwa DPP office premises.

Additionally, the Directorate procured 5 pickups for field stations and 4 saloon cars to facilitate State Attorneys to attend Court and other fora involving crime prevention and response.

With de-concentration, it is inevitable that service delivery standards are adhered to. This requires continuous monitoring to give opportunity for improvement where necessary in order to maintain achievements already realized and also increase the momentum to achieve further improvements. For instance, in the period 2013/14, 106,282 cases were recorded, out of which 29,993 case files were sanctioned within the set target of 2 days. These endeavors have been very instrumental in efforts to meet the constitutional requirements which demand that suspects should be produced in Court within 48 hours.

Prosecution-led investigation which is an initiative to improve the quality of investigations carried out on cases in preparation for prosecution, has proved to be very successful both in duration of response to crime and convictions realised. In the period under review, of the 68 cases investigated, 15 cases (all relating to corruption in NAADS) were conclusively prosecuted. The same initiative is being applied on cases of human trafficking where 43 successfully handled. This kind of response to corruption crimes gives a positive trend in deterring future occurrence of such crimes and recidivism.

Applying the Quick-win Court sessions approach designed to reduce case backlog yielded positive results as already elaborated under Output 2.4 in sessions held in various courts. To community, this enhances public confidence in JLOS institutions in the fight against crime.

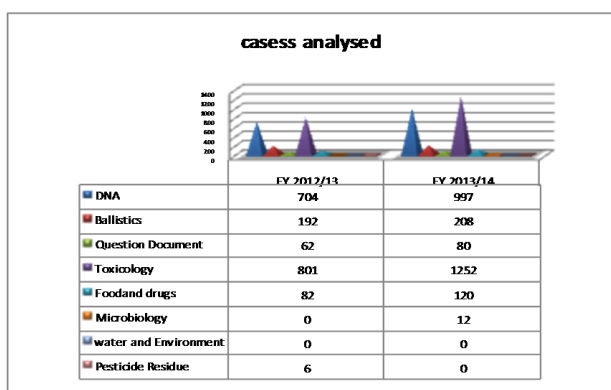
The DPP recognizes that availability of witnesses is pivotal in response to crime. To this end, in FY 2013/14, the DPP interviewed 17,252 witnesses in preparation for court appearance. The increase in witnesses depicts positive public perception in the criminal justice response intervention to crime. However, additional funding is a prerequisite to facilitating more witnesses to appear in court.

Adequate staffing of JLOS agencies such as DPP is one of the avenues to respond to crime. Whereas sector institutions intensified efforts to tackle crime, staff levels in institutions such as DPP, Police and Judiciary required to carry out response measures to criminal cases arising have remained a major concern. This matter needs to be addressed to improve quality of reactionary measures to crime.

On a similar note, the DPP has not stopped at presenting cases to court, it went further to

empower communities by highlighting their areas of participation in prevention of crime and their obligations as witnesses to crime when the cases have been presented to court. The Directorate therefore held press conferences, radio talk shows, TV interactive talk shows, Stakeholder meetings, made press releases in the Daily newspapers and participated in Justice open-day activities that were organised by Justice Centres. All these were aimed at equipping the public with information and getting feedback on the operations of the Directorate among others. Complaints Section continuously provided direct avenues for feedback on matters pertaining to case handling processes and procedures. Although this section has so far done a tremendous job, it still needs strengthening in terms of capacity development, provision of additional ICT equipment among others.

As part of crime response initiatives and the growing trend in use of scientific evidence, Directorate of Government Analytical Laboratory analyzed 694 cases and exhibits and provided expert opinion in Courts of law. However despite receiving 72 Court summons (33 upcountry and 49 within central region) only 24 Court summons were responded to in Courts located in Kampala, Mukono, Entebbe Iganga, Kabale and



One of the saloon cars procured to transport experts

Fort Portal. This was due to difficulty in obtaining logistics to travel up country as well as poor service of the summons on the directorate. Sometimes the summonses were delivered only a day to the court sitting. In order to boost court attendance, the Directorate procured two saloon cars to facilitate experts to attend Court. It is therefore envisaged that the performance will improve



Government Analyst in a HazMat suit

Meanwhile, there was improved detection of computer based crimes following the acquisition of a Forensic Recovery of Evidence Device (F.R.E.D)

In terms of promoting public health the Directorate analyzed 76 environmental and agricultural cases, and 100 commercial and illicit products cases, verified 243 exhibits and produced reports on various public health concerns. However the Directorate requires an enabling law to give it leverage in the exercise of its mandate. There is therefore

need to expedite the enactment of the Forensic Services and Consumer Chemicals

(Management) Bill following the approval of the principles of the bill by Cabinet.

In order to gain accreditation, the Directorate calibrated and maintained the GCMS, Gas chromatograph and HPLC. Conducted proficiency testing for Pesticide Residue Laboratory, DNA laboratory and Food and Drugs laboratory and water and environment laboratory conducted towards QMS; Quality system documents in DNA and PRL reviewed; DNA and PRL trained in internal auditing; and 22 SOPs were drafted for DNA, 15 SOPs for Toxicology and 02 for Ballistics and Tool Marks Division.

A conducive work environment is very crucial for better results. To realise this, the Directorate procured personal protective equipment for incidence response which are meant to help promote Healthier laboratory working environment – Occupational Health & Safety. HazMat suits were delivered although payment was pending because funds released were less than the contract price.

Consultations were concluded with College of Natural Sciences in Makerere to take on the modules developed for MSc Forensic Science. This is awaiting approval from the University senate. Testing modules however stalled, when the Netherlands funding was withheld.

Offender rehabilitation and reintegration

The sector as part of response to crime increased prisons holding capacity by 7.6% (1,136) from 14,898 to 16,034 As a result of the construction/renovation of prisons in Gulu, Dokolo, Moroto, Kitalya, Kapchorwa, and Patiko)

To improve prison security UPS procured a walk through, 20 walkie talkies for prisons headquarters and Kampala Extra region, installed 17 CCTV cameras with a new 36 channel DVR recording system at Upper prison and procured 30 cameras while a PMIS (Prisoners management information system) is being developed. UPS also established a canine unit with 06 dogs in Kampala Extra. The above and other measures have reduced escape rates reduced from 8.4 to 8 per 1,000 held prisoners



Moroto Prison Admin. Block



Mbarara prison staff quarters

Rehabilitation is one of the ways employed by UPS to reduce the rate of recidivism. In the reporting period 1,959 inmates enrolled in vocational skills training (carpentry, tailoring, handcraft, metal fabrication, soap and candle making among others, 2,227 inmates underwent formal education 5,061 inmates trained in agricultural skills from prisons farms

and 120 inmates were trade tested. Also 29,995 inmates were counseled and helped to cope with life in prison in 161 stations involved in welfare and rehabilitation activities. Also 55,183 inmates were provided with spiritual and moral rehabilitation while 15,797 inmates were offered socializing services like games and sports, drama and other forms of recreation and 7,629 inmates were trained in behavioral change and life coping skills (stress, anger, financial and interpersonal while 403 inmates were successfully reintegrated back into their respective societies. Due to such measures the rate of recivism reduced from 26.7% to 26%

In the period under review, 93 inmates sat for PLE, 34 UCE, 23 UACE and 94 attained diploma and certificates in various programmes. Currently 2227 inmates are enrolled in formal education as detailed below.

Table 23. Uganda Prisons Service Education Statistics for 2014

Station	Primary	Secondary	Tertiary	Total
U.G Prison Upper	731	311	120	1162
U.G Prison Murchison Bay	30	00	00	30
U.G Prison Kigo	40	33	00	73
U.G Prison Luzira Women	30	18	01	49
U.G Prison Namalu	15	00	00	15
U.G Prison Jinja Main	140	00	00	140
U.G Prison Arua	30	00	00	30
U.G Prison Gulu	100	00	00	100
U.G Prison Mbarara	132	00	00	132
U.G Prison Ndorwa	40	-	-	40
U.G Prison Masindi	108	-	-	108
U.G Prison Nakasongola	101	-	-	101
U.G Prison Lira	35	-	-	35
U.G Prison Fortportal	43	-	-	43
U.G Prison Kitalya	169	-	-	169
TOTAL	1745	362	120	2,227



Whereas court did not abolish the death sentence, in 2011, it ruled that the State cannot torture condemned prisoners by keeping them on death row for years; therefore, if a death penalty cannot be executed within three years, it is automatically turned into life imprisonment. It is against this background that UPS is now undertaking rehabilitation programmes for some of those inmates whose sentences were commuted from death to life imprisonments. One such beneficiary is Kigula

About two years ago, Kigula started studying law in a distance education programme

and on August 19, she was among the three inmates, two males and one female, who graduated with a diploma in Law of the University of London. Kigula could not find the words to express her joy when she was called upon by Prof. Jenny Hamilton, the director undergraduate Laws at the University of London, to receive her most coveted document during a ceremony at Luzira Prison.

Table 24. Performance Of Inmates' In Primary Leaving Examination 2013

S/N	UNIT	Grade 1	Grade 2	Grade 3	Grade 4	x	TOTAL
01	UG Prison Upper	03	20	05	00	00	28
02	U.G Prison Murchison Bay	00	04	00	01	04	09
03	U.G Prison Luzira Women	00	01	01	01	00	03
04	U.G Prison Mbarara	00	08	01	01	00	10
05	U.G Prison Namalu	00	04	02	00	00	06
06	U.G Prison Jinja	01	08	01	00	02	12
07	U.G Prison Gulu	02	08	00	00	00	10
08	U.G Prison Kigo	01	04	03	03	03	14
	Sub-Total	07	58	13	06	09	93

Table 25 “ O”LEVEL Results-Upper Prison 2013

DIVISION	No. passed
1	01
2	09
3	06
4	18
5	00
6	00
Total	34

Table 26. A-Level Results-Upper Prison 2013

3 principal passes	8
2-principal	4
1-principal pass	3
Subsidiary pass	8
failure	00
Total	23

Social Reformation and social reintegration

In the reporting period 24,179 remand prisoners were linked to the outside world and different actors in the JLOS sector as a way of involving community participation in criminal justice; 29,995 inmates were counseled and helped to cope with life in prison; 72 former LAPs prisons are currently carrying out welfare and rehabilitation programmes bringing the number of stations involved in rehabilitation activities to 161



Inmates of Mbale performing during inter-ward competition Inmates of Luzira Women

However one of the biggest challenges of UPS is staffing. With the continued non-recruitment warders in the prisons coupled with increasing prisoner population the warder prisoner ratio continued to deteriorate from 1:6 in 2012/13 to 1:7 in the reporting period. Even with the proposed recruitment of 1,000 warders the ratio will only slightly improve to 1:5 assuming that the prisoner population remains constant at 39,500 and the rate of attribution is less than 2 %.

Table 27 : performance against response to crime targets

Indicator	Responsibility	Baseline 2010/11	performance 2012/13	Target 2013/14	2013/14 performance
Increase in cases registered and disposed by LCC	MOLG	390,000			
Adult rates of recidivism	UPS	28%	26.8%	27%	26%
Juvenile rates of recidivism	MOGLSD	15%			
% of convicts on formal adult literacy programmes	UPS	1340	1547	2000	2227
% of prisoners engaged in rehabilitation programmes	UPS	3400	7869	3500	9367
police to population ratio measured against the baseline	UPF	1:709	1:754	1:700	1:812
Prisoner warder ratio	UPS	1:4.5	1:6	1:4	1:7
Number of petty offenders sentenced to community service annually	MIA (NCSP)	9000	8846	9000	9047

Table 28. Vocational training and skills acquisition for rehabilitation

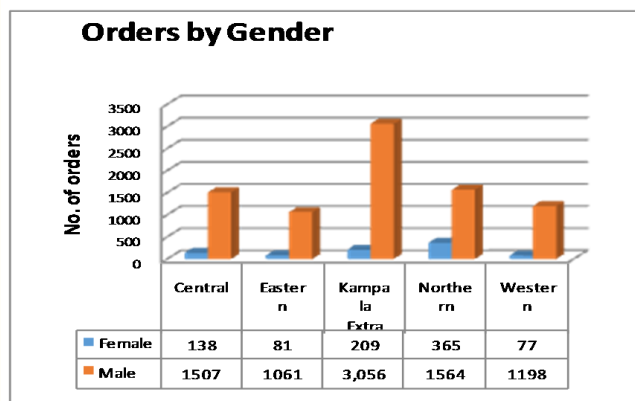
S/n	Empowerment Area	Number
1	Training in agricultural skills	5,061
2	Trade tested	120
3	Counselled and helped to cope with life in prison	29,995
4	Spiritual and moral rehabilitation	55,183
5	Socializing services like games and sports, drama and other forms of recreation	15,797
6	Trained in behavioural change and life coping skills (stress, anger, financial and interpersonal skills).	7,629
7	Successfully reintegrated back into their respective societies	403
8	Stations involved in welfare and rehabilitation activities	161

As part of the reform and correctional approach to prison management, the Prison inmates were afforded opportunity to train and learn new skills. The learning is focused on vocational training, formal conventional primary, secondary and tertiary level training, and training on agricultural farms. A total of 1,959 inmates enrolled in vocational skills training that involves carpentry, tailoring, handcraft, metal fabrication, soap and candle making among others. The benefits of these trainings are immense and have been of benefit to both the Prison institution and the inmates. For example, inmates in Masindi Prison make their own uniforms, inmates in Jinja main Prison practice masonry, inmates in Luzira and Nakasongola Prison make handcrafts, and inmates in Mbale main Prison make stools. However, these benefits notwithstanding, the vocational and industrial workshops still face challenges of limited coverage and inadequate equipment. Only 13 out of the total 236 Prison units have industrial workshops of which these are not sufficiently equipped. The Prisons plans to revitalize and expand the presence of prisons industries and workshops in a phased manner and this process will require a total cost of US\$3.45bn. However, the immediate requirements of retooling the existing 13 industrial workshop requires a total cost of US\$650 million. The Sector is supporting this retooling process subject to the limited available resources.

In addition, 2,227 prison inmates underwent formal education training of which 120 were trade tested. This education is conducted at Primary level, Secondary level and Tertiary level education under the Ministry of Education and Sports curriculum. This achievement is a recognition and a demonstration of the Prisons respect to the right to education and is currently implemented in 15 prison units. The challenge of availability of sufficient space and premises, and lack of tutors has made it difficult to extend this formal education training in a substantial number of prison units.

During the reporting period, a total of 5,061 prison inmates were trained in agricultural skills on prison farms. The Prison farms are used as mainly a practical learning avenue to build knowledge, skills and hands-on apprenticeship for the Prison inmates. In the same vein, there is a shift in the periods of working from long periods to a standard maximum of 6 working hours in a day and this is explicitly emphasized in the Uganda Prisons Service clients charter which is being implemented. The Prisons farms contributed 35% of prisoners' maize feeding requirements that covers a period of four months in a year.

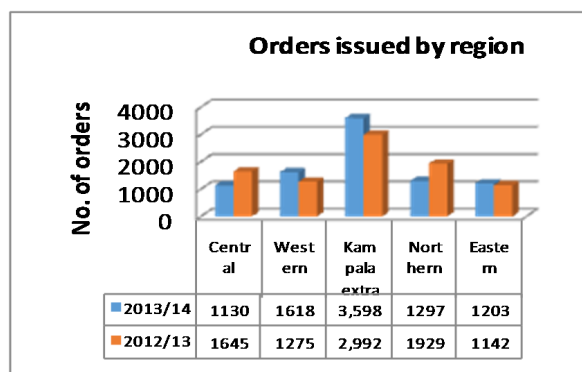
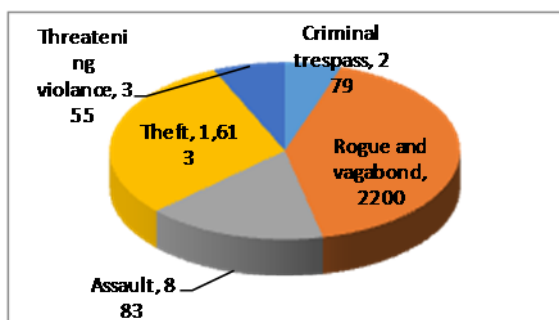
Community Service: community service is one of the alternatives to imprisonments. The alternative partly helps in decongesting prisons as well as exposure of petty first time offenders to hard core criminals in the prisons. The number of community service orders registered increased from 8541 to 9,047 which is a 5.6% increase compared to 8,541 orders supervised in FY 2012/13.



The most common offences sentenced to Community Service were rouge and

vagabond, theft, assault, threatening violence and criminal trespass. The chart below shows the most common offences committed during the financial year 2013/2014;

A total of 14 orders were issued by High court. Five of the orders were from appeals while the rest were tried by High Court as court of first instance.



Community Service sentences are given in hours with the maximum number of hours an offender can spend on community service being 960 hours. The total number of hours spent on community service was 491,316 this translates into a saving of UGX 179,341,290 to placement institutions. This allows offenders to participate in other income generating activities as well as other social cohesion programmes.



*Lady Justice Flavia Senoga Anglin/
Chairperson of NCSP interacting with
offenders on community service in Mpigi*

In order to minimize some of the challenges that lead to crime, the department has continued to set up and support tree nursery and brick making projects. Ten kits were procured and distributed to Hoima, Masaka, Apac, Arua, Sironko, Kumi, Ntungamo, Mbarara, Entebbe and Kira Court. The projects will enhance offender skilling. The tree nursery projects have been supported by the department to not only equip offenders with skills, but to also promote the environmental conservation campaign through planting trees.

In the reporting period, 26 projects in the

various regions were supported with inputs that included seeds, manure, shelter and moulding boxes for bricks. In Kampala-extra, Kayunga, Mukono, Ngogwe and Nabweru, Central- Mityana, Mubende, Mpigi, Kiryandongo, Sembabule and Lyantonde, West- Rukungiri, Kiruhura, Kasese, Fort Portal, Mbarara and Bushenyi, East- Iganga, Mbale, Kaliro, Bukedea and Ngora and North- Gulu, Oyam, Lira, Koboko and Kitgum were supported. A total of 49,615 tree seedlings were distributed to public institutions.

A total of 895 offenders were placed to work at the various projects country wide.

The department has continued to emphasize skills matching for offenders who have skills. Placement institutions were encouraged to assign the offenders work where the skills can be utilized.

The department has also partnered with government agencies and Local Councils for placement of offenders. These include KCCA, Kasangati Police Station, Adea Health Centre and Abim Health Centre.

The NCSC members participated in monitoring in Mpigi, Mayuge and Iganga Districts In December 2013. The members met the DCSC members, visited placement Institutions, Prisons, Police Stations and CS rehabilitative projects.

Social reintegration: Since the adoption of Social reintegration in the management of Community Service, there has been commendable improvement in the quality of orders. The department uses among others, volunteers who ensure that offenders sentenced to Community Service are enrolled under Social Reintegration interventions. Social Reintegration Interventions aim at preventing commission of crime and reduction of recidivism for those already in conflict with the law.

Table 29. Social Reintegration statistics for FY 2013- 2014

Region	Counseling	Home visit	Reconciliatory meetings	Victim Support	Peer support persons
Kampala-extra	1416	68	22	36	13
Central	975	105	65	17	81
West	275	146	14	13	11
East	300	123	44	37	26
North	685	181	48	17	30
Total	3651	623	193	120	161

Home visits, is one of the Social reintegration measures that have been used for offenders serving relatively long sentences. Offenders are offered psycho-socio support in form of counselling during and after sentence to facilitate the reform/rehabilitation process. The family and Community members play an important role in this process as they also offer additional counselling and encourage the offenders to complete their sentences. Although the department is still thinly staffed, Community Service Officers have worked hand in hand with Volunteers to ensure that offenders are home visited. This has helped to reduce on abscondments and increase awareness among the communities.

The department has continued to promote reconciliation between the offender, victim and community, where required needed. Victims and the community are sensitized about Community Service and they are helped to understand that justice was served, since the offender was ordered to do unpaid work. Hence offenders have been able to return to their communities without being lynched.



Figure 2 First picture- A CS Staff during a home visit in Hoima. The two ladies (centre) had been sentenced to community service. Left in shorts is the father of the offenders. Second picture- CS Staff interact with the mother of an Offender during a home visit in Mbarara



Left: CS staff and Volunteer participate in a reconciliatory meeting in Apac. Back in camera is the victim who had been assaulted by the husband (in offender jacket). In attendance were parents of the Offender and neighbours. Right: A victim of assault (mother to the offender) stresses a point during a reconciliatory meeting in Adjumani

The NFP/SALW under CEWERU programme facilitated the District Peace Committees (DPCs) of Amudat, Kween and Napak to conduct quarterly meetings on Conflict Prevention and Management Resolution (CPMR) in order to mitigate and prevent escalation of conflicts. The purpose of these meetings concern conflict and peace building issues within their areas. The aforementioned districts had conflict issues related to borders both nationally and internationally. The outcome of the meetings contributed to improved relations among the affected communities and their neighbours.



Kaabong S.S School Peace Club

CEWERU conducted training in Conflict Prevention and Management Resolution (CPMR) in Mbulambuli district. The training was aimed at providing different actors with roles and skills in managing conflicts. Training members of the District Peace Committee in peace building activities was crucial due to the numerous conflicts that were faced by the local population especially over land.

CEWERU conducted activities on creating Change Agents for conflict prevention and

peace building among the youth in Karamoja region with the support of CEWARN Rapid Response Fund (RRF) basket funding for quick impact. The activities are being piloted in six schools using the structure of Peace Clubs in the six districts of Amudat (Pokot S.S), Napak (Kangole S.S), Nakapiripirit (Ariengesiep S.S), Moroto (Moroto S.S), Kotido (Kotido S.S) AND Kaabong (Kaabong S.S). These schools were known for engaging in strikes and use of violent methods in solving conflicts.

SSP Olwa Nickson (Deputy CEWERU Head) senior teacher and Patron of the School Peace Club with members of Kaabong S.S School Peace Club

As part of stockpile management practices, NFP/SALW is mandated to coordinate efforts to prevent, control and reduce the excess, surplus and obsolete illicit SALW including Un-Exploded Ordinance (UXOs), remnants of wars with a view of creating a society free from unwanted dangerous weapons.



Coordinator Okello Makmot inspecting UXOs piles at UPDF 2nd Division at Mbarara prior to demolition

During the financial year 2013/14, with the support from the British Embassy in Kampala, NFP in collaboration with UPDF conducted a verification exercise of large piles of conventional weapons and ammunitions in the regions of Mbarara and Masaka. A total of 250 tons was sorted out for destruction at Kabamba Military Academy in Mubende district. In July, 2013, a similar exercise was conducted in the regions of North and West-Nile. We are trying to revive our partnership with the British Embassy to further support us to sort and dispose off the stockpiles identified. The exercises are intended to cover the remaining regions in the country

Demolition of explosives requires a huge amount of resource input and if not professionally handled can have a negative environmental effects to the

surrounding community and there is need for safe transportation to the demolition site

2.8. Access to Transitional Justice (TJ) enhanced

The Sector continues to support and encourage institutions to realize the implementation of Transitional Justice through various initiatives. In this regard, the Sector has supported continuous capacity building for institutions including the Judiciary and Directorate of Public Prosecutions (DPP), in order to enable them prosecute and adjudicate Transitional Justice cases appropriately. As such Uganda has become a case for study on development of Transitional Justice and is exporting expertise not only in the Great Lakes Region, but world over. In this regard, in October 2013 prosecutors from Kenya's equivalent of the DPP paid a two day visit to learn from the International Crimes Division (ICD) experience. They expressed appreciation upon being briefed about the ICD establishment. The visit was concluded by a visit to the former DPP Hon. Justice Richard Buteera, which the participants appreciated highly. In addition, one the Justices of the ICD participated in the Commonwealth Moot Court competition in the Supreme Court of England in London and the Head of the ICD trained South Sudanese Judges on the adjudication of international crimes in Juba, South Sudan.

The ICD was also invited to participate in a number of trainings on international criminal justice, terrorism and transnational crimes among others. These include;

Training in July 2013, organized by the Institute for Security Studies (ISS) based in Pretoria. The training was held in Dar- Es –Salaam, it was intended for judicial officers in the region, with special focus on Counter Terrorism, Transnational Crimes and International Criminal Justice. The Judges of the ICD and Registrar participated

Training in November 2013 by the Institute for Security Studies (ISS) held in Pretoria, specifically for the ICD, with special focus on Cyber crimes, Human Trafficking and Transnational Crimes which the judges and registrar of the ICD benefited from.

In April 2014, the Registrar of the ICD attended an International Justice Seminar for Registrars of International Criminal tribunals in Nuremberg, Germany.

The Division also continues to await the trial of war crimes suspects like Jamil Mukulu of the Allied Democratic Forces (ADF), Maj. General Caesar Acellam of the Lord's Resistance Army (LRA), Thomas Kwoyello of the LRA and others being investigated or already investigated but have not yet been apprehended. The ICD is however faced with challenges ranging from administrative, capacity and those beyond the mandate of the Court which have posed a big challenge in the dispensation of justice for gross violation of international crimes. It is therefore recommended that concerted effort among Government institutions and development partners be advanced for the realization of formal criminal justice in this regard.

The UPF and DPP also continued to investigate armed conflict related crimes. As of August 2013, the War Crimes Prosecution Unit had registered 32 cases of war crimes in respect to both the Lord's Resistance Army and the Allied Democratic Forces. The investigations were in regard to particular incidents where mass numbers of persons were killed. Of the 32 cases, majority have conclusively been investigated, however the challenges with some of the completed investigations are that some of the suspects are dead, others that are alive have received amnesty and the rest are still at large. The dead include among many others top LRA commanders like Raska Lukwiya, Otti Vincent and Okot Odhiambo, whereas the top LRA commanders have received amnesty and cannot be prosecuted, hence a hug setback for accountability. This is indeed a serious challenge since sections of the communities in northern Uganda have ignorantly requested for the prosecution of certain senior commanders who already have amnesty. Similarly, with the ADF, Sarah Nabakoza who was charged together with Jamil Mukulu for murder has been reported dead since being granted Court bail.

These highlight the huge challenge in the prosecution of international crimes where there exist legal impediments like the grant of blanket amnesties, the protraction and evolution of conflicts and the State's capacity to apprehend and bring to book those responsible for the alleged commission of international crimes.

The DPP is also currently protecting 9 witnesses related to the war crimes. This is positive step towards the protection of key witnesses despite the absence of a legal framework. It is however expected that the enactment of the Witness Protection Law will serve to strengthen initiatives by the Police and DPP in the protection of witnesses who are key for the success of any trial.

The DPP trained 40 officers in handling Transitional Justice matters. The skills acquired

are expected guide the prosecutors to easily handle the affected groups, and victims who are most often traumatized people.

Accountability in Implementation of Amnesty: The Amnesty Commission during the period under review, demobilized 191 reporters from various fighting groups such as ADF and LRA who had been repatriated from DR Congo and Central African Republic; 03 cases were rejected for Amnesty i.e one from LRA Mr Kwoyello was rejected because he had committed serious crime against humanity and war crimes and two reporters had re-offended (went back into rebellion). The Amnesty Act does not allow granting amnesty twice. However, 24 ineligible reporters who had renounced rebellion and sought amnesty particularly from M23 fighting group were facilitated back to DR Congo;

Awareness/ sensitization: In order to promote alternative justice systems in Transitional Justice, the Amnesty Commission (AC) has supported dialogue and reconciliation meetings between reporters and host communities. This approach is also intended to yield peaceful coexistence between the victim communities and the reporters who are resettling in these communities.



Participants in one of the dialogue and reconciliation meeting

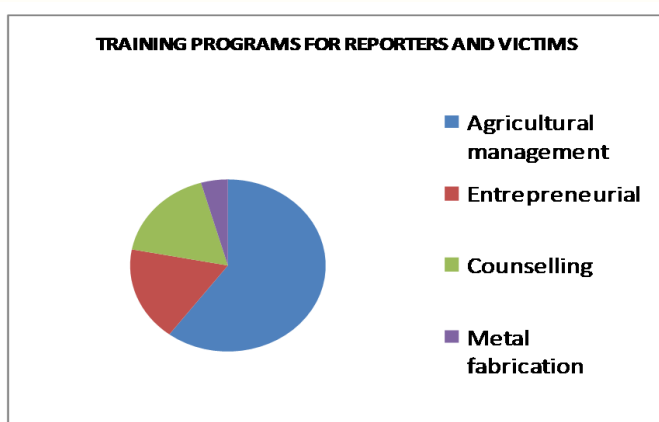
The Amnesty Commission during the year held dialogue and reconciliation meetings in Koboko, Kyazanga and Mityana between reporters and communities and other stakeholders for acceptance of reporters in the communities. These meetings have encouraged improvement in the cooperation between reporters and the community leading to reduction in stigma;

In the same spirit, the Amnesty Commission conducted awareness on the Amnesty law in order to reduce tension that came with the reinstatement of Part II of the Amnesty Act in May 2013. The Amnesty Commission conducted awareness campaigns on the Amnesty law and process were also conducted in Central (Masaka, Luwero & Mukono), Gulu (Minakulu, & Gulu MC) Kitgum (Lukole & Lira TC); In addition, Amnesty Commission sensitized communities about the reintegration process in the following areas;

- ✓ Central DRT at Lwengo TC Kyazanga, Masaka, Bombo, Wakiso and Kayunga,
- ✓ ii) Gulu DRT (Palaro and Gulu MC)
- ✓ iii) Mbale DRT at Bugiri, Ngora TC, Soroti MC & Mayuge
- ✓ iv) Kitgum DRT (KitgumTC, Lira TC and Pajule)
- ✓ v) Kasese DRT (Kasese TC and Kabarole)

Resettlement and reinsertion of reporters: The AC provided 130 reporters who had been demobilized with reinsertion support to help them resettle in their communities of return in the six DRTs of Gulu, Kitgum, Arua, Mbale, Kasese and Central. 04 reporters were reunited with their families (02 from LRA child reporter were handled over to the child protection unit in Gulu DRT). 190 traumatized reporters resettled in the communities of Kitgum, Kasese and Central DRTs were provided with counselling services and those with severe trauma were referred to more specialised service providers for support.

As part of the resettlement support, the AC trained a total of 450 reporters and victims. These were trained in various life skills and provided with tools and inputs such as seeds, seedlings and metal fabrication tool kits (20 in metal fabrication- Gulu MC and Arua MC, 271 in agricultural management in Amuru, Minakulu-40, Alero -40, Palaro 40 and Palabek Gem-40, 80 in entrepreneurial skills in Lukole and 79 were trained in counseling in Anaka.



The AC also carried out follow up visits to reporters who had been resettled and supported to assess how they were coping in the communities. The targeted visits during the year focused on reporters who were resettled in Central, Mbale, and Gulu DRT. The Commission found positive progress in resettlement, however, where challenges were identified; the Commission provided the necessary support.

2.9. Legal Aid Policy and Law implemented

The Sector is working to ensure that there is a functional legal aid system that integrates the state briefs; standardises legal aid provision and complements the pro-bono scheme; and offers low cost models of legal aid. The Legal Aid Policy (Policy) was finalised and approved by the JLOS Leadership Committee and only awaits Cabinet approval. In anticipation of the approval of the draft Policy, the Legal Aid Bill was prepared to implement the Policy.



LAP staff at locus witnessing the survey process for client's land after successful mediation in office LAP staff at locus during mediation

Although the Policy and Bill are in waiting, the sector provided legal aid through sector institutions and partnerships with some non-state legal aid service providers. The sector institutions providing legal aid include: Uganda Law Society-Legal Aid Project; Law Development Centre-Legal Aid Clinic; Uganda Human Rights Commission; and Judiciary-Justice Centres Uganda. The Partnerships with non-state actors include: Uganda Law Society- Pro bono Project; UPS' partnership with the Foundation for Human Rights Initiative in regard to the Paralegal Advisory Services

Programme; Uganda Law Society with Canadian Bar Association to support the Strengthening Access to Justice for Youth and Children in East Africa (SAJCEA).

Uganda Law Society- Legal Aid Project: In the year under review the ULS/LAP reached out to a total of 44,429 people out of which, 12,555 cases were registered and handled. Among the total number of cases handled, 8638 were reported by male clients while 3917 cases were reported by female clients. A total of 1422 cases were concluded in Courts and in offices. This performance was over and above the planned target of reaching out to at least 10,000 persons with at least 7400 indigent people receiving legal representation in the Courts of law and 950 cases resolved through ADR and Court. In the year under review, a total of 5,350 cases were filed in courts, out of which 898 cases were concluded; we had 2740 cases handled in offices through ADR and out of the target of 350 cases targeted to be concluded in office, we had 524 cases successfully resolved through ADR.

The prisons outreach programme conducted by Legal Aid Project of ULS, continues to be one of the mechanisms used to give hope to such persons and was undertaken by the Project in the reporting period mainly by the legal aid clinics of Luzira, Masindi and Kabale through the paralegals. The outreach included daily visits from the clinics in these areas; information and counseling on prisoner's rights and legal defense techniques; establishing linkages between the prisoners and their relatives for purposes of bail applications, as well as legal representation in Court by Project Advocates and private lawyers on Pro-bono basis. Throughout the year, a total 382 Prison visits were conducted by the clinics of Luzira, Masindi and Kabale and consequently benefited 4,365 where 1,651 prisoners received legal advice, counselling and awareness and, a total of 2711 persons were ably represented in courts of law and received justice through grant of bail, acquittals, dismissal of some cases and mitigation of sentences.

Overall, through the interventions of Uganda Law Society-Legal Aid Project, several persons have accessed justice through Court representation; ADR; linkages established between inmates and their families; decongestion in prison; restoration of families and resolution of conflicts through adjudication of family cases; some land cases were handled; and hope was restored to some clients through basic legal counselling services.

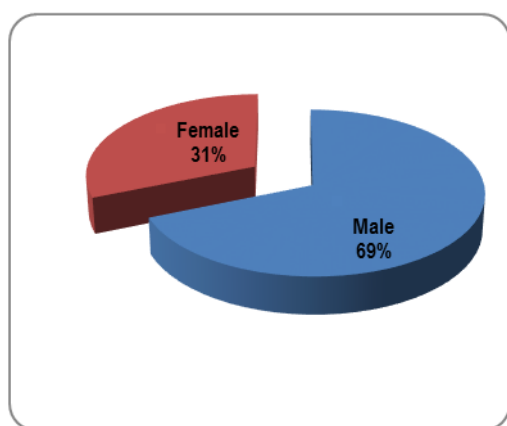
Table 30. Status progress of cases

Status	Kampala	Gulu	Jinja	Kabarole	Masindi	Kabale	Luzira	Mbarara	Arua	Soroti	Total	Percent %
Pending In Office	320	204	149	513	321	172	226	413	279	267	2864	22.80%
Completed in Office	68	25	38	187	98	33	22	83	19	22	595	4.70%
Pending in Court	556	664	562	282	811	511	453	438	533	586	5396	43%
Completed in Court	18	68	26	27	83	45	259	30	41	30	627	5%
Given Legal Advice	117	125	215	109	71	1005	370	169	162	328	2671	21.30%

Cases Referred (on Pro-bono & other clinics)	7	64	18	8	15	5	5	28	68	27	245	2%
Files Closed	11	13	4	14	14	3	2	47	4	9	121	1%
Files Withdrawn	0	3	0	4	3	0	14	9	0	3	36	0.30%
Total	1097	1166	1012	1144	1416	1774	1351	1217	1106	1272	12555	100%

With regard to the status of cases handled, 43% of the cases are pending in Court for hearing, 2.8% of the cases are pending in office for completion of mediation and 21.3 of the cases were given legal advice that helped resolve the matter without seeking Court intervention. Below is an illustration of the graph.

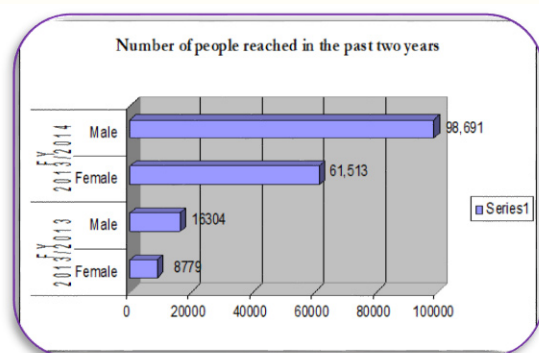
The pie charts show LAP receives more male clients (69%) than female clients (31%); and, most of these clients are new (53%) indicating an increasing need for legal aid services while 47% are old clients.



Topromotelegalrights,fourcommunitysensitizations were conducted in Masaka and Kalangala districts over 1356 people were sensitized on land rights, marriage and divorce, domestic violence laws of succession and fishing regulations especially those around lake shores. Of those handled, 821 were male and 535 were females. The communities were also sensitized and equipped them with IEC materials were 60 community paralegals.

Law Development Centre –Legal Aid Clinic

Through LDC/LAC interventions included diversion, reconciliation and handling of walk in clients, 1,179 male and 240 female clients benefited through reconciliation. Two hundred (200) Handbooks on diversion were printed and circulated to social workers to guide in diversion. Consequently, a total of 1,068 child offenders were diverted from the formal justice system out of the targeted 1,250. Walk-in clients were assisted from districts of Kibaale, Masindi, Wakiso, Kampala, Iganga, Kabarole, Lira and the programme has started operating in the districts of Kamwenge, Kamuli and Ibanda districts



using trained fit persons. Legal officers and Bar Course students have been a great input in these projects. In this reporting period, a total of 850 walk in clients for family and child neglect cases were handled with 627 being female while 223 male. A total of 1068 cases for child offenders were handled by Probation Officers, Social Workers and through LDC-LAC social counselling, community dialogue-monitoring and supervisions, 355 child offenders were

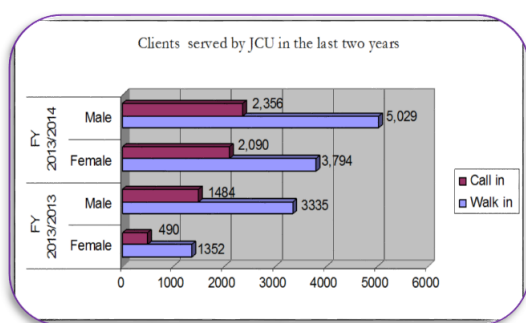
counselled in the sub-counties of Masindi, Kibaale, Kamuli, Kabarole, Ibanda, Kamwenge and Iganda sub-counties. Community dialogues were conducted in 27 sub-counties

including Ibulanku, Nakalama, Bwikara, Kasambya, Muhoro, Birembo, Mbulamuti, Budongo and Kijujumba. Currently, a women cell is being constructed; the procurement process was completed and contract signed. Work is slated to commence in the last quarter of 2014.

As a result of the LDC/LAC intervention, several persons accessed justice in the respective districts and increased in knowledge of their rights and court processes.

Judiciary-Justice Centres Uganda

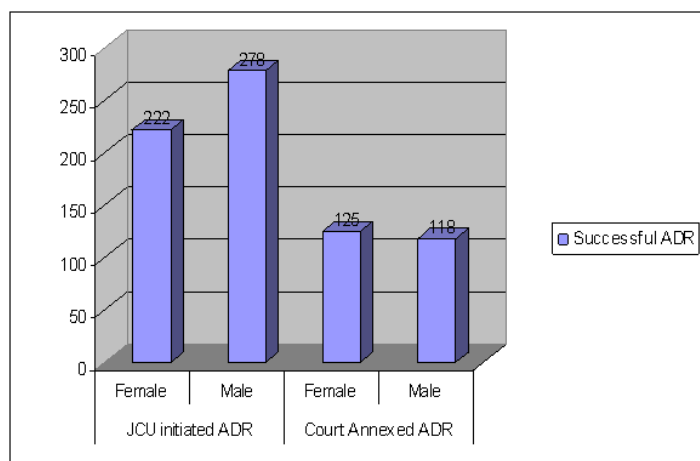
During the reporting period, JCU directly reached a total of 160,204(61,513 female and 98,691 male) persons compared to 25,083 (8779 female and 16304 male) in the previous year; through 144 outreaches to schools, 147 outreaches to women groups, 49 outreaches to groups of persons with disabilities, 283 outreaches to police stations/posts and outreaches to 11 prisons and 432 Parish level community outreaches. Community outreaches have contributed to an increased number of poor, vulnerable and Marginalized persons seeking JCU services; for instance the number of persons with disabilities seeking JCU services increased to 883 (424 female and 459 male)⁸ from 135 (23 female and 112 male) who received JCU legal advice in the previous year. Some of the moving testimonies include from those who sought JCU services included;



Justice Centres Uganda was able to serve 8,823 (3,794 female and 5,029 male) clients who walked in Justice Centres seeking different services and 4,446 (2,090 female and 2,356 male) who called in through the toll free line seeking advice on various legal problems. Land related matters were highest and constituted 43% of the cases received, the nature of land matters however differed from each Centre. Mmengo Centre for

example registered 5,296 cases complaining of bibanja holders' compensation, and 1,459 cases on private mailo land. Lira and Tororo Centres have mainly received boundary related disputes on customary land. The disputes received were either addressed through mediation or litigation.

JCU emphasizes mediation as a faster, friendlier and cheaper approach to resolving conflicts



and reducing the number of cases going through the Court system. In this regard, JCU was able to successfully resolve 743 cases (374 female and 369 male) through mediation. 243 of the cases resolved were referrals from different Courts under the Judicature (mediation) rules 2013; most of these could still be pending in the different courts awaiting lengthy trial procedures and straining the already thinly stretched judicial system. Resolving

⁸ 147 (59 female and 87 male) were taken on as clients of which 123 (78 female and 46 male) cases were successfully resolved through ADR, while 23 (11 female and 13 male) cases were filed in court.

a case through mediation and especially at the *locus in quo* also creates unity amongst parties involved, especially in family and land matters; the solutions are thus more relevant to the parties and long lasting.

JCU represented 1,322 clients in Court using its' own advocates. 117 of the cases were concluded in favour of JCU clients with only four cases lost on technicalities and due to false information provided by some clients. JCU's involvement in court cases has also created practice changes among court support staff. For example, some clerks who had been ripping off unsuspecting litigants by charging them exorbitant amounts for free services have since had no *business* as the indigents come to JCU for help instead. The quality of legal documents filed in court has also improved with the help of professional lawyers at Justice Centres. This has reduced the need for numerous applications for amendment of pleadings that lengthen the already long litigation process. During the reporting period, JCU referred 229 (105 female and 124 male) clients to other service providers who were in better positions to handle their cases.

JCU targeted forgotten prisoners, ensuring that they are identified and aided through legal representation so that they can be released. During the reporting period, 49 females and 1,209 males were released from prison under this initiative for different reasons ranging from dismissals for want of prosecution to grant of mandatory and ordinary bail. The prison decongestion programme also tested and proved the good working relationship between JCU and other stakeholders in the administration of Justice; as success depended on working together with the Uganda Police, the Directorate of Public Prosecution, the Uganda Prisons, the Judiciary and Community service department staff.

JCU complemented the Judiciary State Brief Scheme not just by expanding the threshold of legal aid to all deserving Ugandans falling outside the state brief scheme, but by also directly representing accused persons in various courts through the state brief scheme. In the reporting year, Lira Centre represented 49 prisoners; Hoima Centre represented 146 prisoners, Tororo Centre represented 10 prisoners, Mmengo Centre is represented 10 prisoners, and Fort Portal service point represented 15 prisoners. This has greatly contributed to the under resourced State Brief Scheme and speedy disposal of cases since JCU already possesses fulltime advocates.

During the reporting period, 982 people (417 female and 565 male) received psychosocial support services and 1,914 (1,073 female and 842 male) benefited from group counselling. Psychosocial support addressed the social dimension of disputes that would otherwise have resulted into further conflict despite the legal redress.

Table 31. Justice centres Summary Annual Statistics July 2013 to June 2014

	Hoima	Lira	Tororo	Mmengo	Jinja	Masaka	Fort	Total
Develop and distribute IEC materials	18,072	13,318	6,113	30,318	404	60	868	69,153
Conduct end of month while you wait session to reach 50 people per month	433	441	370	468	0	0	0	1,712
Conduct outreaches to Secondary Schools	21,393	24,125	16,261	14,902	0	0	0	76,681
Conduct outreaches to groups of PWDs	318	965	208	440	0	0	0	1,931
Conduct outreaches to women groups	1,028	2,117	1,126	1,131	0	0	0	5,402
Conduct weekly outreaches to police	3,399	646	398	12,741	0	0	0	17,184
Conduct outreaches to Prisons	1,014	1,079	128	3,140	646	0	3	6,010
Reach 4320 through weekly paralegal outreaches to communities	9,195	18,236	6,350	16,307	0	238	190	50,516
Receive clients through toll free phone	715	1,307	1,156	1,221	24	0	23	4,446
Receive and attend to walk in clients	1,429	2,032	2,059	2,024	244	640	395	8,823
Clients subjected to MMT	820	1,002	1,047	1,139	319	137	91	4,554
Clients who passed MMT	577	706	738	802	225	96	64	3,208
Successful conclude cases through ADR	187	167	151	205	9	13	11	743
File cases in court	30	63	41	31	10	8	10	193
Litigation- Court appearances and representation of clients	486	589	526	282	36	24	31	1,974
Number of cases won in court	42	25	30	39	0	2	0	138
Number of cases lost	1	1	2	0	0	0	3	7
State Brief scheme	146	49	10	10	11	7	15	248
Psychosocial support to individual clients	153	144	267	296	0	34	74	968
Psychosocial Support to groups	498	153	574	632	19	38	0	1,914
Follow up MoU secured through ADR	90	20	33	65	1	5	20	234
Decongest prison	146	54	0	1,058	0	0	0	1,258
Refer clients to other service providers	27	56	49	75	14	4	4	229



one of the Duty Counsel workstation at Makindye Magistrate Court after set up.

The Pro Bono Project of ULS has been active for the last 6 years has continued to enroll members of the legal profession into the Pro Bono scheme with the sole aim of making access to justice for the poor a reality. This program has made tremendous success and in the year under review, the project successfully enrolled **154** Advocates, bringing its portfolio of registered Advocates to **1053**. Additionally, it registered **547** new cases and the same were allocated and are being handled by advocates. With **835** cases pending this year, **227** cases were concluded

in court and through ADR. The project's services continue to grow alongside LAP with new coordinating desks at the newly established LAP clinics of Soroti, Arua and Mbarara.



One of the Duty Counsel workstation at Makindye Magistrate Court after set up.

The Legal Aid Project of ULS in partnership with ASF and with support from the Kingdom of Belgium Ministry of Foreign Affairs, Foreign Trade and Development Cooperation (DGD), piloted project of pro bono lawyers acting as duty counsel was authorized by the Chief Registrar in selected courts in Central Region namely Nabweru, Nakawa, Makindye and Buganda Road Chief Magistrates' Courts. This project is in a bid to increase the numbers of indigent persons accessing justice in our courts and devised to provide simpler means of commitment that does not tie lawyers down to handling an entire case to its completion.

In a bid to promote legal aid and pro bono spirit among final year law students and new graduates, the Pro Bono Scheme conducted sensitization drive in law schools of various universities in Uganda; a total of **804** Students were sensitized on Pro Bono scheme in the following institutions and universities: Uganda Christian University; Makerere University School of Law; Nkumba University; Kampala International University at their main campus at

Kabalagala-Kampala; the Islamic University In Uganda (IUIU) in Mbale; Pentecostal University and bar course students at the Law Development centre.



Sensitization of students at Law Development Centre conducted by the ULS,

Paralegal Advisory Services : The Paralegal Advisory Services is managed by the Foundation for Human Rights Initiative through a secretariat. Direct implementation is through partnership with Uganda Prisons service which is hosts and offers administrative support to 12 of the 13 PAS sites while Uganda Christian Lawyers' Fraternity is responsible for 1. During the reporting period, PAS was operating in the following districts/magisterial areas; Arua, Kitgum, Lira, Soroti, Mbale, Busia, Jinja, Kampala, Luzira, Mbarara, Bushenyi, and Fort Portal. PAS also has a steering committee which offers oversight and guidance to implementation of the programme. The membership of the steering committee includes; the judiciary, UPF, UPS, JLOS Secretariat, LDC-LAC.

The Paralegal Advisory Services project (PAS), Paralegals and Social Workers (Social Workers are UPS staff) assisted an average of 15,000 remand inmates on a monthly basis through direct, extension and outreach delivery methods. According to statistics from PAS, a total of 6,286 male and 785 female petty offenders and a total of 4,259 male and 544 female capital offenders were assisted to access justice. The PAS programme seeks to enhance access to justice for poor and vulnerable groups in prison. UPS hosts 12 of PAS' 13 sites in the districts of Arua, Gulu, Lira, Kitgum, Soroti, Mbale, Busia, Jinja, Kampala-Luzira, Mbarara, Bushenyi and Kabarole. (Source: PAS Annual Report July 2013-June 2014).

Strengthening Access to Justice Program (SAJCEA)

The SAJCEA Uganda Chapter is implemented by the Uganda National Working Group comprised of state and non-state actors; - The Ministry of Justice and Constitutional Affairs – Department of Law Council, Justice Law and Order Sector Secretariat, Paralegal Advisory Services, Legal Aid Service Providers Network (LASPNET), the Judiciary, the Directorate of Public Prosecutions – Gender Section, Ministry of Gender, Labour and Social Development – Children and Youth Department and the Uganda Law Society as the coordinating agency.

In the reporting period, the project had embarked on implementation of its activities set down under the SAJCEA work plan for the period JUNE – December 2013. In this period, the project had conducted a pre-needs assessment, Gender sensitive needs assessment, research and development of IEC materials, radio talk shows and training of community based paralegals. These activities were conducted in the districts of Busia,



The launch of Access to Justice for Children in Busia District

Katakwi and Budibugyo.

The project also conducted 2 Radio talk shows on Eastern Voice FM in Bugiri to serve the wider listenership in Busia, Tororo and Mbale Districts. Radio spot messages on issues affecting children and youth were also developed and aired continuously for the months of August and September 2013.

Paralegal networking meetings were conducted in Bundibugyo and Katakwi empowering the community based paralegal on how to deal with issues affecting children and youth in the respective areas.

The SAJCEA chapter was supported to conduct a study visit in Canada to learn the best practices of child justice. As a result, members of the group were equipped to increase their delivery of access to justice for children and to incorporate best practices in their work plans.

The 2nd National Legal Aid Conference was held at Imperial Royale Hotel in Kampala from June 26th-27th, 2014 under the theme *Accessible and effective legal aid-the key to unlocking Uganda's development potential*. The Conference was organised by the Legal Aid Service Providers' Network (LASPNET). The 2 day conference was attended by non-state & state actors, human rights activist, judicial officers, academia, JLOS institutions, and legal aid service providers. The Conference was also attended by the Honourable Minister of



Justice and Constitutional Affairs, General Kahinda Otafire.

The Conference discussed the tangible benefits of legal aid to national development, focusing on a number of key aspects like gender equality, poverty eradication as well as social and economic development. The Conference also gave an opportunity to listen to success stories and also lessons learnt in legal aid service provision. Focus was also placed on absence of a legal aid policy however; members were updated on the status of the legal aid policy

2.10. JLOS User-oriented service attitude inculcated.

JLOS is pursuing and supporting the transformation of its procedures by focusing on introducing and nurturing a culture of service amongst all its human resource and partners.

The sector commenced the Human Resource Managers' Forum (Forum) to develop strategies to ensure a cultural shift in service delivery; to discuss mechanisms of generating utmost productivity amongst staff in JLOS institutions; to develop terms of reference for the Forum's operation; and to develop a sector wide human resource work plan for implementation.



Ground breaking ceremony for the Kiruhura Justice Centre officiated by Justice Remmy Kasule (representing the Ag. Chief Justice) on May 21 2014.

In the reporting period, a human resource work plan was developed with the overall outcome as *strengthening human resource functions for better service delivery in JLOS institutions*. The targeted outputs under this work plan include: the development and review of HIV/AIDS policies; sensitization of all JLOS institutions staff on cross-cutting issues including gender, HIV/AIDS and environment among others; conducting a retreat for JLOS Human Resource Managers; development of a JLOS human resource managers' strategy; conduct performance management processes; training of JLOS institution staff in customer care and communication in the public service; circulation of the Uganda Public Service Standing Orders; training of staff in modern records management; induction and reorientation of newly recruited staff; and conduct human resource officers' forums for all JLOS institutions.

The Forum also commenced the development of a strategic plan for human resource management and development. As per this reporting period, the strategy is in its infancy stages. The strategic plan will drive the implementation of all human resource related

functions across the sector. It will encompass issues pertaining to increased staff motivation to serve, compliance with standards and the pursuit of internal fairness and equity in resource allocation and incentive distribution as indicated in SIP III. Resources for the implementation of Forum activities were availed from the sector wide budget. In effort to improve the image of the Judiciary, with support from the Danish Government, 56 support staff were trained in best customer care practices Grade One Magistrates were trained in Public Relations.

The Judiciary developed a customized Gender Policy and 25 Magistrates were trained in Gender justice.

OUTCOME 3: OBSERVANCE OF HUMAN RIGHTS AND ACCOUNTABILITY PROMOTED

Promotion, protection and respect for human rights in Uganda and within the JLOS institutions is a prized cause that continuously draws greater attention and prioritization. The Uganda Vision 2040 explicitly states that the legal obligation to respect and promote human rights lies with the State.⁹ The realization of this obligation reflects throughout the Government development plans and strategies, manifests in the institutional structural set up of functional human rights committees' right from the cabinet level, down to the local government structures. On the other hand, the citizens have an obligation to promote and protect human rights, to ensure a harmonious co-existence. The JLOS SIP III echoes these undertakings and form part of the course of service delivery within the Sector.

Key Performance Parameters:

- ✓ UHRC case disposal rate 45.2% up from 29.6% in previous year;
- ✓ Clean audit of SWAP;
- ✓ JSC case disposal rate 119.2% amounting to 223 cases;
- ✓ UPS carrying capacity increased by 7.6%;
- ✓ Bucket system eliminated 62.7% of prison units up from 42%;
- ✓ Occupancy rate in Prisons at 259%;
- ✓ 48% increase in corruption cases handled by Police;
- ✓ Anti-Corruption Division 76.7% case disposal rate;

Sector institutions appreciate that beyond ensuring physical access to justice, it is critical that the quality of justice delivered meets human rights standards, norms and integrity. Therefore, there is a deliberate emphasis on functional and strengthened government structures to ensure entrenchment of a work culture based on human rights standards and integrity. The commitment to cause a shift is however often met with challenges, and limitations that slow down progress.

On the human rights perspective, the Uganda Human Rights Commission registered 788 complaints as well as an increase in disposal rate from 29.6% in FY 2012/13 to 45.2% in the period under review. In the UHRC complaints are registered within 45 minutes, and the number of cases disposed through ADR increased by 30% while cases concluded through tribunal hearings increased by 58% and 46% of those cases were resolved within 12 months of filing. Also case backlog reduced by 2 percentage point however the proportion of cases that are more than 2 years still remain high at 63%.

The UPS carrying capacity increased by 7.6% from 14,898 to 16,094 and the night soil bucket system was eliminated in 60 more prisons leading to 62.7% coverage and reduced mortality rates to 1 out of every 1000 inmates.

Complaints of alleged human rights violations against JLOS institutions reduced in the reporting period for example. 23.6% in UPS and 0.5% in UPF to mention a few. The sector registered a 119.2% disposal rate of complaints (223) by JSC and a 76.7% disposal rate of anti-corruption cases by the anti-corruption Court, notwithstanding the temporary suspension of the Division from operating by the Constitutional Court in the period under review. Also UHRC reported that UPF compliance with the 48hour rule is improving. This is attributed to the adoption of a HRBA and staff sensitization and

⁹ Government of Uganda (2010) Uganda Vision 2040. Pg 108.

training. The Sector developed and launched a complaint handling mechanism and a JLOS inspector's manual to guide the lodging and handling of public complaints and inspections by sector institutions. These developments have been buttressed by increased publication of sector procedures, service standards and client charters. The sector also conducted JLOS integrity survey as part of the processes for self-reflection and stakeholder feedback on the administration of justice.

The Transitional Justice Policy was approved by the Sector leadership and is due for submission to Cabinet. Also a sector wide study on reparations to inform the development of a reparations program for victims of gross human rights violations was conducted. In addition, the design of a Human Rights Documentation Project to map and record gross human rights violations in the country commenced.

The Amnesty Commission demobilized 191 reporters, provided reinsertion support to 130 reporters, resettled 190 reporters, and provided training to 450 reporters and victims.

The above performance is analyzed by output as detailed below-

3.1. Human Rights observance in JLOS institutions promoted

This output, the supports awareness building, change of work culture and efforts to reduce incidences of human rights violations and also strengthens institutional systems, develops human rights frameworks, receives and handles human rights complaints and enhances internal capacity of JLOS staff to understand the public demand for human rights entitlements.

As a result of the above interventions there was an increase in police regions with functional human rights desks to 30.7%; a 9.2% increase in prison units with human rights committees to 84.7%; a 62.7% elimination of the bucket system in prisons, increased holding capacity in prisons by 7.6%; as well as a 24% increase in disposal of complaints of human rights violations as detailed in the table below.

Table 32. Performance on observance of human rights indicators

Indicator	Responsibility	Baseline 2010/11	Target 2013/14	Performance 2013/14
Proportion of Police regions with functional human rights desks	Inspectorate	00	10%	30.7%
Proportion of prisons units with functional human rights committees	UPS / UHRC	77.5%	79%	84.7%
Proportion of prison units that have eliminated the bucket system	UPS	44.8%	52%	62.7%
Annual count of estates of deceased persons managed by the Administrator General AG and wound up.	MoJCA	6	42	10
Increase in holding capacity of Prisons	UPS	14,421	3%	7.6%
Annual count of cases of human rights violations disposed by tribunals	UHRC	266	320	332
Proportion of cases of human rights violations disposed through mediation	UHRC	64%	68%	52%
Compliance with the 48 hour rule	UHRC, Inspectors Forum	85%	85%	improving

As part of the commitment to promote human rights observance in the UPF, the UPF human rights desk was elevated to a Directorate of Human Rights and Legal Advisory Services in November 2013. Key responsibilities of the Directorate include receiving human rights complaints, conducting investigations, training Police on human rights and guiding police officers on observance of human rights and the law. During the year under review, the UPF established 8 Police Regional Human rights offices in Rwizi, East Kyoga, Rwenzori, Kiira, Elgon, Greater Masaka, Kampala Metropolitan and Arua.

The Directorate has also developed an internal action plan to inter alia promote human rights observance through; inculcation of human rights standards in the Police training curriculum, improved coordination of human rights issues within the Police, development of Police Pocket books to guide Police in the execution of their duties, conduct inspections in Police cells with an objective of meeting the constitutional 48 hour detention in police custody, tracking the elimination of the bucket system in police cells, monitor and ensure segregated detention facilities for female, male adults and children, and facilitate the reward system for best performing police units in human rights observance. These undertakings reflected a commitment by the UPF to promote human rights and the rule of law. However, there is a critical need for commensurate resourcing of the Directorate to ensure that it functions effectively and it is publicized to raise wide public awareness about this new avenue.

The Uganda Prisons Services established human rights Committees in 15 additional prison units increasing coverage to 200 of the 236 Prison Units in the country ie 84.7% coverage. The establishment of these Committees is a key step in the process of institutionalizing human rights within Prisons. The Committees involve staff and inmates, handles welfare complaints and critical human rights issues of concern to prison inmates and Prison Staff. The Committees' performance and effectiveness is however hindered by the low knowledge levels amongst the Prison Staff and inmates about human rights principles and standards that should be monitored. The structural maturity is in some cases negatively affected when trained prison staff or inmates are transferred to different prisons units, when such prisoners are discharged and there is no guarantee of competent replacements.

Notable good practices in the sector to promote human rights observance include photography and medical examination of inmates upon admission to prison to address incidences of torture, training of CIID on photography of inmates and suspect profiling, piloting of feeding of inmates attending court as well as setting up of toll free lines in UPS, JSC, UHRC, and UPF among others.

Regular interventions of the Paralegal Advisory Services (PAS) program, Justice Centres Uganda (JCU), the Uganda Law Society's Legal Aid Project (LAP) and the UHRC support re-enforced human rights knowledge in the respective prisons of operation. A program to support the Uganda Prisons to build capacity of Human Rights Committees to function more effectively and track critical issues for redress and reform is being developed by the sector. This is will build on existing efforts of the PAS, JCUs, LAP and UHRC among other actors that conduct substantial legal aid work in the Prisons.

The Ministry of Justice and Constitutional Affairs operationalized a Human Rights Desk at MoJCA headquarters. The office is responsible for handling human rights matters at ministerial level will coordinate with regional offices and respond to international human rights obligations for the country.

The UHRC opened a regional office in Hoima District to serve the districts of Hoima, Bulisa, Masindi, Kibale and Kiryandongo. It is strategically located to serve the growing human rights concerns in the oil rich region. A field office affiliated to the Masaka UHRC regional office was opened in Kalangala District to improve access to human rights services for the scattered 84 Islands population.

In response to the Sector commitment, to promote a HRBA the Directorate of Public Prosecution piloted the remodeling of existing offices to include ramps for the disabled in Arua, Lira, Fort portal and Masaka. However, there is still need to integrate further Human Rights principles in handling criminal prosecution matters and continuous training of officers involved as well as sensitization on prosecution standards.

At a Sector level, the Human Rights and Accountability Working Group was operationalized in February 2014. The Working Group has a membership of all JLOS 17 institutions, Civil Society Organizations (HURINET, FHRI, UWONET and ACCU) and Development Partners (OHCHR, IDF, and JLOS DPG Focal Group on Human Rights and Accountability) working towards the realization of a common objective of promoting human rights and accountability. The recruitment of an Advisor focusing on specifically human rights and accountability is a spike in the right direction.

The UHRC in conjunction with MoJCA and Ministry of Foreign Affairs is in the process of developing the National Action Plan on Human Rights (NAP) as a strategy to implement the international, regional and national human rights obligations. It will also respond to the recommendations made to Uganda during the Universal Periodic Review (UPR) 2011. As part of the NAP development preparatory processes, the UHRC convened a regional conference that attracted the leadership of 15 districts within the central region with an objective of popularizing the outcomes of the UPR and principally focusing on the development of the National Action Plan. By the end of the financial year, the various stakeholders had mobilized and secured commitment for all financial resources required to develop the NAP, a Consultancy Team to develop the NAP and oversight organs are in place.

Training and empowerment in Human Rights:

As part of interventions to promote human rights compliance, the Law Development Centre admitted 50 students to pursue a diploma in Human Rights, including 23 JLOS Staff sponsored by the Sector. The training focuses on aspects of international, regional and national human rights instruments and practice. However, there is need for the Sector to engage the LDC to review the curriculum to suit the practical needs of the Sector and the country at large.

The UHRC conducted in-house training for its staff with emphasis on human rights and key legislation such as the Prevention and Prohibition of Torture Act, 2012, the Optional Protocol to the Convention against Torture and other cruel inhuman or degrading treatment or punishment (OPCAT) and the highlights of the Istanbul Protocol. This was primarily to build capacity of staff to investigate and monitor adherence to the prevention and Prohibition of Torture Act. The training is also expected to enable UHRC staff sensitize MDAs as well as the private sector on the implementation of the Act. So far as part of this program, 163 community outreach programmes involving 23,198 participants

were conducted and 2,057 security agents were trained.



H.E Alphons Hennekens (with hat in the middle) the ambassador of the Netherlands to Uganda, Mr. Andrew Kawesa (right) the Kampala Metropolitan Police Commander and other stakeholders during the “Human Rights Walk” in commemoration of the International Human Rights Day in Kampala on December 10 , 2013

The UHRC, conducted training for local leaders at the district and low government levels taking into account their respective contextual needs of justice, such as post conflict considerations. The community leaders also committed to serve as coordinators of UHRC in reducing incidences of human rights violations within their spheres of influence. Leaders offered themselves to provide guidance to members of communities on how and where to report complaints of human rights violations.

With support from UNDP Social cohesion project, UHRC conducted trainings in 9 districts for members of the District Human Rights Desks (DHRDs). These are advisors to the local governments on matters of human rights especially concerning public interest matters. The training focused on understanding human rights and how the UHRC functions within the wider JLOS framework, relating human rights to development planning and protection of rights.¹⁰

In the same context, the UHRC organized a two (2) day dialogue and training of Community leaders (SC Chief, SC Chairperson, opinion leaders, Local Council I officials) on their role in post conflict community policing in 9 sub-counties¹¹.

¹⁰ 126 members of DHRDs/Cs acquired knowledge and skills about: the concept of human rights and UHRC mandate; the Human Rights Based Approach to Development Planning (concepts, scope, principles, approaches and tools); the National, Development Plan, national development goals and the linkage with human rights; Economic, Social and cultural rights with special focus on the right to health and the right to education; the obligations of District Local Governments in promoting and fulfilling human rights (from the constitution and the LG Act); Rights of Vulnerable persons; and functions, Roles and Responsibilities of DHRD/Cs.

¹¹ Chawente, Aber, Bata, Koch-Goma, Padibe East, Laponi, Nyakwae, Karita and Tapak.

231 Sub county/community leaders selected districts¹² were trained the Concept of Human rights and the mandate of UHRC within a post conflict context.¹³ The training succeeded in building knowledge within the local leadership and inspired greater partnership with the UHRC and Police in promoting law and order.

The Police trained 800 Police officers on Human rights, Constitutionalism and democratic policing, the Prevention and Prohibition of Torture Act and the Public Order Management Act.



UPF training on human rights in Luwero District

As part of the re-integration process and professionalization of UPF, former LAPs and SPCs of Luwero, Jinja, Masaka, Soroti and Mpigi were trained in Human rights.

In addition, 173 CFPU officers from the Districts of Dokolo, Amudat, Agago, Lamwo and Apac were re-trained in children and women rights protection and the Anti-human Trafficking in persons Act. To compliment these trainings, IEC

materials on human rights issues were developed and distributed during the training. These included 200 Compendium of laws (Domestic Violence Act, Anti Trafficking in Persons Act 2010, Uganda Police Act and Fire Arms Act). Given the reducing resources envelope, the UPF together with the UHRC is now making use of DPC Monday parades and Wednesday lecture time to continuously sensitize Police on the observance of human rights and new legislation.

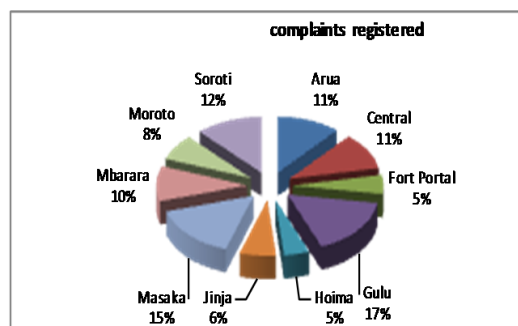
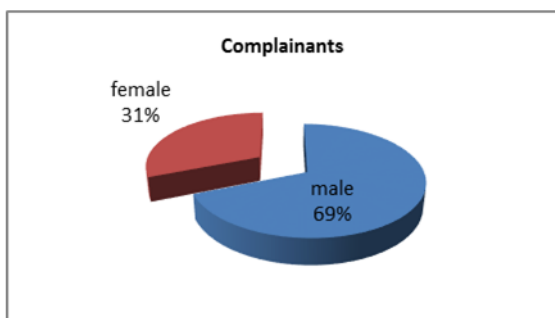
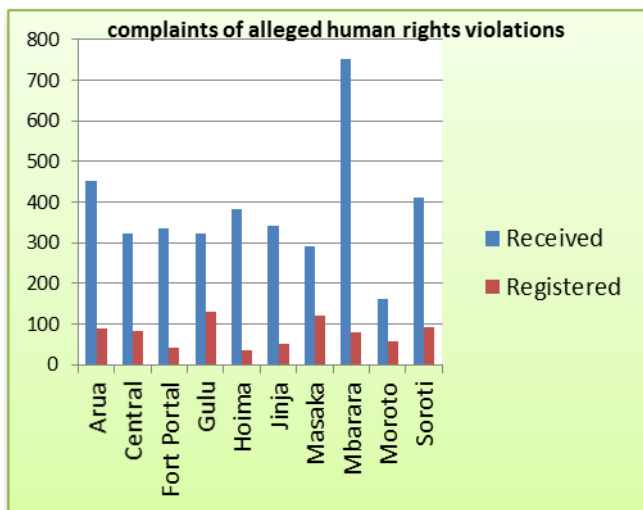
The UHRC trained 2,057 Police officers with support from DGF, OHCHR, and UNDP under the Social Cohesion Project on the provisions of a compendium of laws including the Prohibition and Prevention of Torture Act 2012, rights of suspects, Juvenile justice, basic human rights principles, and code of conduct for security agents and the role of police in managing public demonstrations.

The massive training of Police has resulted into improved respect and protection of human rights with lesser incidences of human rights violations. According to the UHRC report violations by UPF reduced by 0.5% in 2013/14. The gains realized include; cascading the information acquired in the trainings to other security agents who never attended, increased awareness and capability especially about the Prevention and Prohibition of Torture Act, improvement in handling of suspects (respect of the rights of suspects), Consciousness on the need to respect the 48 hour rule , police stations in most of the cases detain female suspects and children in separate cells from men, security agencies are equipped with knowledge and skills about human rights and now sensitize communities about human rights through community policing initiatives. Out of 129 police stations, 48 now have child friendly holding cells and 32 have child reception centers.

¹² Apac, Dokolo, Agago, Lamwo, Nwoya, Oyam, Abim, Amudat & Kabong.

¹³ The salient areas of training included; contextual background of the conflict in Acholi, lango and Karamoja sub regions, salient features of the constitution, Understanding psycho-socio context in a post conflict area, community policing in a post conflict area, salient features of the Local Council Courts Act 2006 and Local Government Act, complaints resolution mechanism and UHRC complaints management mechanism and the role of the community, protection and promotion of the rights of vulnerable group, rights of children and women , Effective land management in post conflict Acholi sub region and the role of community leaders

Human Rights Complaint Handling: It's the mandate of the UHRC to receive, investigate and adjudicate human rights complaints. During the year, the UHRC received a total of 3,772 complaints but only 788 were complaints of human rights violations including 247 complaints by female as showed and disaggregated in the pie chart and graph above. The remaining 79% were handled by way of legal advice and referral to suitable institutions such as the Justice Centres Project labour office, legal aid service providers, URA, Administrator general, Courts of Judicature and Judicial Service Commission for appropriate redress.



The number of complaints received puts pressure on the meager resources of the UHRC both human and financial. This is due to knowledge and access gap. The high turn up of complainants is attributed to a number of factors including; the high confidence the public has in the UHRC, the unavailability and inaccessibility of other related justice institutions in some of the places, extensive outreach activities of the commission, financial costs involved in registering complaints with related institutions among others. This calls for deepening of linkages, strong public sensitization on human rights and de-concentration of service delivery points especially targeting areas such as Soroti, Mbarara, Arua and Hoima.



Mbarara Regional Office received the highest number of complaints, with a total of 751 representing 20% while Moroto Regional office registered the lowest number with 161, representing 4.2%. Most of the complaints were registered in the districts of Masaka and Gulu. The right to liberty and the freedom from torture, cruel and inhuman and degrading treatment and punishment were the most

alleged violated rights. These two alleged violations represented 64% of the registered violations.

The Gulu Regional Office registered the highest with 130 (16.5%) and Hoima Regional Office registered the lowest 36 (4.5%). An analysis of the complaints registered (June 2013 – July 2014) as reported in the UHRC shows that denial of the right to liberty; torture; and child maintenance were the highest reported alleged human rights violations.

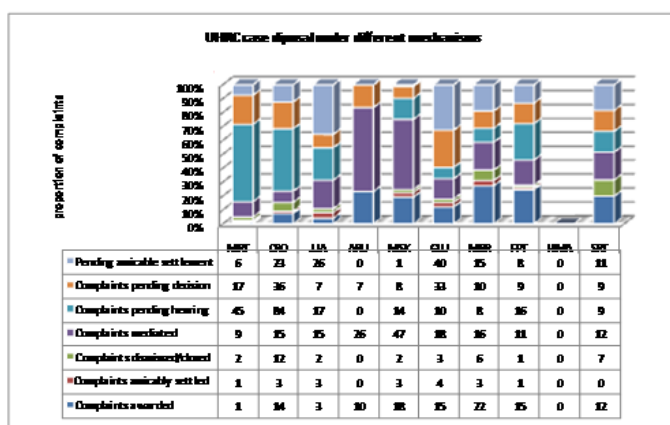
Table 33. Complaints of Alleged Human Rights violations registered against JLOS Institutions

Respondent	Arua	Central	F. portal	Gulu	Hoima	Jinja	Masaka	Mbarara	Moroto	Soroti	Total
UPF	49	44	23	109	34	32	46	56	9	74	476
LG	2	0	0	3	2	2	5	2	0	2	18
UPS		6	0	3	2	1	9	2	2	1	26
Remand Homes	0	0	0	1	0	0	0	0	0	0	1
DPP	0	0	0	0	0	0	2	0	0	0	2

Allegations of violations by the police were 476 which is 0.5% lower than alleged violations in the previous year by the police and allegations of violations registered against the Uganda Prison Service were 3%(26) of total complaints registered. This performance is attributed to increased training in human rights and enforcement of personal liability in cases of torture.

The commission investigated a total of 770 complaints and out of 1,108 cases under hearing 331 cases were disposed including 162 through tribunal hearings and 169 cases disposed through mediation i.e. a 42% disposal rate of registered cases. This is a 41.8% increase compared to the 29% disposal rate of the previous financial year

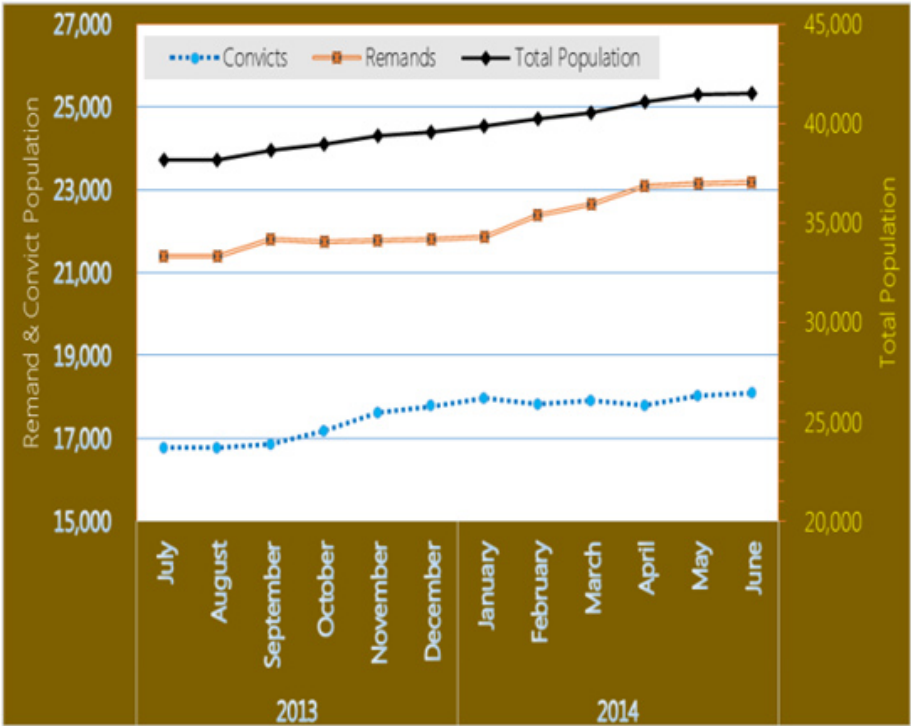
The UHRC mediated 169 matters as a preferred method of resolving complaints related to child maintenance and matters of labour remuneration. The total proportion of cases disposed through mediation is 52% of the total cases disposed. This is below the Sector performance target of 68% and therefore calls for greater effort to build awareness and public willingness to opt for mediation.



Of the concluded cases, 35 cases were dismissed for a number of reasons including; want of prosecution, loss of interest and lack of cause of action against the respondent. One hundred and two (102) cases were decided against Attorney General, whose total awards of shs1.236bn, four cases were decided against local governments with awards of shs 7.8m and one case was

decided against an individual with a corresponding award shs2m. Through amicable settlement, the UHRC tribunal also concluded eighteen (18) cases attracting award of shs154.5m-. Eleven (11) of the cases were awarded against the Attorney General amounting to shs140m.

Compliance Monitoring: In order to monitor police compliance with the 48 hour limitation rule of detention of suspects without presenting them in court, the UHRC inspected 536 police posts, and 174 police stations and noted an improvement in compliance in most of the inspected Police units.



However, there are challenges in the observance of the 48hrs rule in some Police stations especially in cases of capital nature. This delay is largely a result of external limitations including the absence of doctors in some of the Health centres, irregular sitting of courts in some districts that do not have Judicial officers, delay in completion of investigations and yet releasing the suspect on bond

would attract mob justice among others. Other limitations include the delay in perusal and sanctioning of case files by RSA in areas where RSA superintends over more than one district. These, coupled with inadequate facilitation of the investigating officers hinder full compliance. To address some of the challenges an electronic suspect profiling system is being piloted in 20 police units to help in the tracking and management of suspects. The sector is also de-concentrating JLOS Service delivery points and filling gaps to ensure a complete chain of frontline JLOS services.

Bucket system eliminated in 148 prisons

The elimination of the “Bucket System” in the Uganda Prisons is complete in 62.7% of prison units up from 42% coverage in the previous year. This performance is above the Sector annual target of 52%. This follows the reconstruction of sanitation and installation of water borne toilets in 60 prison units bringing coverage to 148 Prison units. This marked step is also a contribution in the improvement of the inmates’ welfare conditions and right to health. The Sector is

committed to eliminate the “Bucket System” in the remaining 88 facilities within a period of two years. In order to deal with this challenge in the short term, the sector must set

aside approximately US\$2.64 billion.



The front elevation of the new prisoners ward-Lamwo the toilet area inside the prisoners ward at Lamwo Prison

The Government of Uganda, through the Sector is continuing to undertake construction to expand the Prison facility in tandem with the growing population trends and demands of the justice system. The holding capacity of the Uganda Prison increased by 1,136 to 16,034 from 14,898 i.e. a 7.6% growth. This expansion was more than twice the annual Sector target of 3% expansion intended to accommodate extra prisoners in line with the population growth rate. The expansion of the holding capacity was a result of construction of new prison units and renovation of existing ones in a number of

districts including; Gulu, Dokolo, Kitalya, Kapchorwa, and Patiko. This development was however, outstripped by the increased prisoner population during the year which grew at a rate of 8.8%. It is important to note that the daily average of prisoners increased from 38,158 inmates in 2013 to 41,516 in June 2014.

Prison Population Trends for FY13/14

The overall prisoners' population has increased by 8.8% from 38,158 in July 2013 to 41,516 in June 2014.

Over the same period, remands increased more rapidly by 8.3% (from 21,390 in July 2013 to 23,175 in June 2014) than convicts of 7.4% (from

A deeper examination of the population growth reveals that the remand population increased more rapidly by 8.3% (from 21,390 in July 2013 to 23,175 in June 2014) than convicts at 7.4% (from 16,768 in July 2013 to 18,012 in June 2014). As a result, the overall congestion levels in the Uganda Prisons stands at 259%. This congestion undermines the quality of living conditions of prisoners and Uganda falls far below the internationally recommended occupancy levels i.e. having the seventh highest congestion rate in the world and fourth in Africa according to the International Prison Statistics 2014.

The Uganda Prisons provided food and other basic needs such as medical services and clothing to a daily average of 39,794 prisoners. The sector also piloted feeding of inmates attending court in Kampala Extra Region with dry rations. However the pilot though very successful has not yet been rolled out owing to resource constraints.

During the reporting period 1,988 prisoners with HIV were supported with nutritional supplements 38,931 inmates were provided with a set of new prisoners' uniform each and 239 babies staying with their mothers in prison were provided with welfare support including medical and dietary support.

Substantial improvement of individual prisons staff and general welfare was registered. The Uganda Prisons maintained the Duty Free Shop that was established in 2011 and during the year, it benefited 343 staff who are able to access basic needs at reasonable prices. On a similar note, an additional 165 prison staff enrolled onto the Prison SACCO saving scheme thereby increasing the total membership to 5,820 out of the total prison population of 6,767 staff.

Table 34. Prisons Welfare: Working and Living Conditions

Item	Current status
Staff Uniform	Each staff is entitled to at least 2pairs of uniforms with accessories. Currently, only 1 pair of uniform is provided.
Staff housing	5,000 out of 6,430 staff not properly housed. 2 bed roomed house strategy has been adopted (500 units per annum phased over 10 years).
Congestion	Prison holding capacity is 16,034 against a population of 41,516 (June 2014), exceeding holding capacity by 25,499 (259%). Constructing 5 low security prisons per year requires shs.19bn
Prisoners' beddings	Prisoners are entitled to a pair of blankets & a felt mattress. Blankets were last purchased in FY2010/2011. Required budget for FY2014/15 is shs.2.7bn, provided is shs.1.2bn;
Prisoners' uniform	A prisoner is entitled to 2 pairs of uniform. Only 1 pair of uniform is provided to 87% of prisoners. Required budget for FY2014/15 is shs.1.5bn, provided is shs.0.6bn;

In regard to prisons staff accommodation, 98 staff accommodation houses were constructed at Mbarara, Nakasongola, Muinaina, Kiyunga, Ruimi, and Kapchorwa prisons. In addition, procurement of 80 Uniports for staff in 10 Prison stations was in advanced stages for Prison staff in Amuru, Kaabong, Isingiro, Kalidima, Patiko, Ngenge, Buhweju, Mitooma, Yumbe and Luzira. By close of the financial year, 5,000 prison staff remained not inadequately housed. With the current warder population and the preferred 2 bedrooms-house strategy that has been adopted, it is estimated that the Uganda Prison needs to construct 500 units per annum over a period of 10 years with an annual construction budget of US\$4.0 billion. This projection, however, does not take into account the inevitable expansion of the Prisons staff to match the ever growing prison population. The sector is also implementing crime prevention measures and offender rehabilitation as part of the wider framework on reduction of inflows, entrenching a correctional and reform approach to imprisonment to minimize recidivism and crime, and improve prison welfare conditions as a human rights concern.

A Prisons Earning Scheme Project was established to ensure remuneration for labor provided by inmates. Inmates are now paid when they work outside the prisons, and also earn from labour in the prisons industries and hand crafts sold. During the reporting

period, 8,266 inmates earned money through the prisons earning scheme project and which earnings are used as per the prisoners' individual discretion. Each prisoner maintains an account within the Project can use the said money to purchase specific needs and in some cases use the money to support their families.

UPS also facilitated 5,503 convicts with transport upon completion of their sentences.

Following mechanization of prison farms, the working hours by prisoners reduced to 6 hours from 8 hours previously.

Social services and facilities such as games, sports, drama, and other forms of recreation were also made available to 15,797 prison inmates. This social support is provided with a focus on rehabilitation and also an emphasis on the fact that when a person is imprisoned, they do not lose out on their other rights and social entitlements. However, requests for a complete package of social services and entitlements including conjugal rights are still a challenge given the context and limitations that the prisons operate in.

3.2. External JLOS accountability promoted

In order to promote external accountability, sector reviews, joint monitoring and evaluation programmes, performance management, disciplinary mechanisms, client charters, user committees and strengthening of the anti-corruption fighting agencies were some of the interventions implemented over the reporting period. Also implemented were barazas, periodic progress reports, public fora engagements on accountability, open days, engagement with non-state actors.



*Launch of the Annual Performance Report (2012 - 2013) by the Ag. Chief Justice
on October 8, 2013 during the 18th Annual JLOS Review*

In line with the partnership principles agreed to by the JLOS development partners and the government of Uganda, the sector held the 18th annual review and launched its Annual Performance Report 2012/13. The JLOS development partners assessed the report as satisfactory applauding the sector for the good start demonstrated in the implementation of the SIPIII. The development partners pledged continued support to the sector but noted the need to do more in promoting human rights and accountability especially the fight against corruption in the JLOS institutions.

In the Prison Service following improved sanitation and accommodation a low mortality rate of 1 for 1,000 inmates was recorded while in the Uganda Police only 3 deaths were reported in the police cells during the year. In addition, the level of complaints of human rights violations registered at UHRC against the Police reduced by 0.5% that on the same note, human rights violations registered against Prisons reduced by 23.5%. The management of mortality rates in places of detention is largely a result of improvement in welfare conditions, health care and increased consciousness of human rights standards of detention facilities within the Police and Prison .

Table 35. Performance against JLOS external accountability targets

Indicator	Responsibility	Baseline 2010/2011	Target 2013/14	Performance
Mortality Rate in Places of detention (per 1000)	UPS	2.4	2	1
Reduction in complaints of human rights violation against Police	UPF	457	10%	0.5%
Reduction in human rights violation against Prisons	UPS	34	15%	23.5%

Health care and welfare support in the Prisons has contributed to managing the mortality rate at a low level. During the reporting period, 1,988 prisoners with HIV were supported with nutritional supplements.

Various JLOS institutions participated in institutional and joint public information dissemination and public empowerment activities to communicate JLOS services, processes, and a myriad of issues yielding from the nature of JLOS services provided. These activities were conducted through direct interface with service seeking clients, community field outreaches and mass media platforms. IEC materials such as User Guides, posters detailing fees and processes, client service charters, simplified version of laws of Uganda among others were developed and disseminated throughout these engagements.

The Judiciary set up information desks at a number of courts to promote external accountability through information sharing and disclosure. These Desks operate under the superintendent of the Judiciary's Public Relations Office. Information Desks were set up at Twed Towers for the Court of Appeal, the Land Division, the Civil Division, the Family Division and the Commercial Divisions. A further roll out is under consideration for courts within Kampala and at up country stations.

The established information desks at the Courts of law have improved customer care for Court users and access to information to the public. However, there is need to build capacity of the personnel managing these desks to perform more effectively and function as professional public relations officers. The Judiciary also identified the need for development of IEC materials are needed to fully operationalize the information desks which is costly

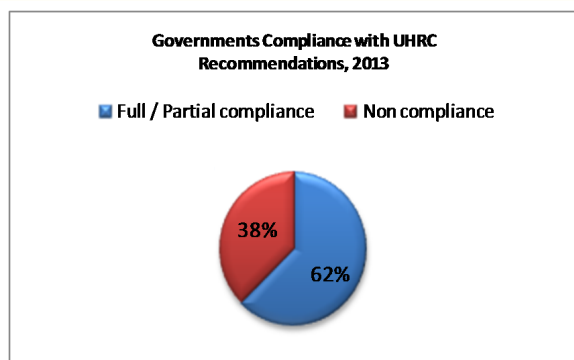
The DPP also operates Complaints Desks that are always ready to respond to matters pertaining to case handling processes and procedures. However, these offices need strengthening in terms of capacity development, tools such as ICT equipment and

transport facilities.

The Directorate of Citizenship and Immigration Control (DCIC) conducted evaluation and sensitization workshops for the National Task Force on Trafficking in persons where 106 participants were trained. These workshops brought on board stakeholder ministries such as MoJCA, OPM-Karamoja Affairs, Municipal authorities in the 5 municipalities of Kampala together with their respective Municipal security committees, Deputy Resident City Commissioners, Police Commanders, Internal Security Personnel and Urban council members. The multiplier effect is to empower communities to avert trafficking persons and know how and where to lodge complaints.

During the year, the UHRC prepared and published its 16th Annual Human Rights Report and submitted it to Parliament for consideration. The UHRC printed and distributed a total of 3000 copies of the main report and 3000 copies of the popular version. The UHRC for the first time prepared 75 copies of brailled version that was presented to Parliament and launched to the public as well. The 16th annual report highlighted recommendations aimed at ensuring improved Government's compliance with International and Regional human rights obligations.

In addition the UHRC held follow up meetings with the JLOS Human Rights and Accountability Working Group, and with leaders of JLOS institutions. The follow up engagements were intended to ensure commitment to reform and improvement in the recommended areas.



The recommendations mainly focused on legislative development, full constitution of justice institutions such as the Court of Appeal, Industrial Court, Supreme Court, improvement of welfare conditions for Police, improvement of welfare conditions in detention centres,

payment of compensation awards and public civic education awareness.

The UHRC conducted a rapid assessment of the impact of the Barazas that have been conducted for several years and established that these have increased access to JLOS services through a more empowered demand side. Community members in the areas reached were able to directly report alleged human rights violations and other complaints. The UHRC registered a number of achievements including;

- ✓ Community meetings, these enhanced people's understanding of their rights and responsibilities, including duties of rights holders and duty bearers. Majority of people are able to demand for their rights and report human rights issues to various institutions for redress.
- ✓ Reduced incidences of domestic violence especially beating and abuse of children and women
- ✓ Reduced cases of torture especially for suspects particularly in the Regions where the UNDP supported Social Cohesion Project was implemented.
- ✓ Reduced cases of human rights violations through cultural practices, such as female genital mutilation in the Sabin and Karamoja regions.

- ✓ Increased respect of the rights of vulnerable persons. For example recognition of the dignity of Persons with disabilities (PWDs).
- ✓ In selected communities, community members started holding their leaders accountable.
- ✓ There is an increased understanding and use of mediation as a way of solving misunderstandings in the community
- ✓ People are more informed about complaint procedures at Police. Some of the key knowledge points were; one must not be held at Police station for over 48 hours and police bond is free of charge.
- ✓ A greater understanding of the right to education and an increase in the number of school going children without discriminating against the girl child.
- ✓ Community leaders are now aware of the referral systems. They can easily refer people with human rights concerns to UHRC, Police and other institutions suited within their districts or communities to handle their cases.
- ✓ As a result of the Barazas, two new police posts were opened in Lokolia and Kawalakol in Kaabong district. This was a response by Police to persistent complaints of insecurity and inaccessibility of justice raised by the communities. Situating the Police posts in the two communities bridged a gap where the nearest police post from the Teuso/ik community of Morungole was 45 kms at Kalapata Police Station.

In addition, the UHRC released numerous press statements responding to critical concerns and actions in the public sphere. Key press statements covered the following issues: the Police directive on 'Shoot to Kill'; Anti-Pornography and Anti-Homosexuality law implementation guidance; the official launch of UHRC Client Charter; the launch of Special Report on Oil and Human Rights; condemnation of the suspension of pregnant students of Bishop Barham University College Kabale; the escalating incidences of mob action; the rampant killings of security personnel; and the commemoration of the UN day is support of victims of Torture; among others. These statements also served as points of reference for information and national guidance from a human rights based perspective.

The introduction and utilization of film shows by the UHRC Moroto Regional Office has resulted in change of attitude towards appreciation of the concept of formal justice and human rights such as the right to education, health, desire for peace, dangers of cattle rustling, benefits of disarmament and the establishment of community human rights monitors. This is a gradual path of transformation that is founded on community dialogues, awareness raising, and other approaches to building knowledge.

Inspection and Regulation of Legal Services: The Law Council is responsible for the regulation of the quality of legal services and therefore is mandated to conduct inspections of law firms before granting a license to practice. The inspection is extending to faculties of law in universities to ensure that minimum standards are adhered to. In that regard, the Law Council inspected 664 advocates law firms and chambers, 9 universities teaching law and 55 Legal Aid Service Providers.

The Law Council inspected nine (9) universities teaching law by end of June 2014, although the Committee had planned to inspect 12 universities, it was later resolved that some of them like Kumi University and Fairland would not be inspected as the standards are

quite low and yet inspecting would give the impression that their law programmes are recognised.

The Law Council registered 167 cases against lawyers and The Disciplinary Committee of the Law Council held 59 sittings and concluded 60 cases against errant lawyers leaving 960 cases pending. The performance translates into a 35% disposal rate of registered cases and 6% total disposal rate.

The reasons for this low performance by the Law Council are:

- ✓ A few sittings by the Disciplinary Committee. The Committee convened once a week and this negatively affects the disposal rate;
- ✓ Lengthy procedures in the conduct of proceedings also affected the performance. However, It is hoped that the proposed amendment of the rules of procedure of the Committee; will remedy this.
- ✓ Lack of quorum for the Committee resulting from the expiry of members' terms of offices or further appointments. In that regard, cases handled midway had to be heard from the start;
- ✓ Numerous adjournments due to absence of witnesses or litigants. This was due to various reasons such as illness, commitment to other cases in the other courts coinciding with the disciplinary hearings. Sometimes a complainant is absent despite being summoned and when contacted they inform the ULS Secretariat that they are unable to attend due to financial constraint. Therefore, in the interest of ensuring justice the matters are adjourned; and
- ✓ The Law Council does not have permanent members of its Committee. They are all on part time basis and therefore their participation in Law Council activities is not guaranteed.

Inspection of Places of Detention: The UHRC inspected 911 places of detention with a view to establishing compliance with basic human rights standards and requirements. The places inspected during the year included 536 police posts, 174 police stations, 129 prisons, 16 military detention centers and 02 remand homes as summarized in the table below. The inspections reveal a consistent trend of improvement in the welfare and sanitation conditions. However, some challenges continue to undermine the realization of the desired detention conditions as recommended by the UHRC. During inspections of places of detention, the UHRC observed the following improvements; establishment of human rights committees in 200 out of the 236 Prison units; improved hygiene and sanitation; improved accessibility to health care services; standardization of prison labour to 6 hours – according to the circular issued by the Commissioner General of Prisons; observance of freedom of worship; improvement in records management; regular update of registers of persons detained; access to information; improved appreciation and application of human rights standards; and the construction of new structures especially prisons to improve welfare conditions.

Table 36. Challenges revealed from UHRC Inspection of Places of Detention

Understaffing including lack of female personnel at a number of facilities.
Lack of adequate facilitation such as transport, fuel, and stationary at most Police Stations and Police Posts. There continues to be a challenge of feeding suspects especially in police out posts.
Inadequate and dilapidated office and staff accommodation.
Lack of separate detention facilities for juveniles and female suspects.
Inadequate uniforms, it has been observed that for a number of months, replenishment of uniforms has not taken place in a few Prisons including Mityana, Kasali, and Sembabule. There were reports of prisoners working more than 6 hours at Magala, Mwera, Mutukula Prison Farm District, Kiseeka prison, Butenga prison. There were also reports of sick prisoners taken to work at Kiseeka Prison.

3.3. JLOS Internal accountability promoted

The JLOS continued to strengthen its internal accountability mechanisms and process to maximise efficient resource utilisation and effectiveness in the delivery of JLOS services. This was on the realisation that accountable public service institutions promote public confidence, trust and yield improved service delivery in the long run. Internal dissemination of institutional policies, rules and procedures; systems of enforcement of discipline and individual accountability; support to internal complaints handling mechanisms; investigation and reprimand of individual cases of misconduct; as well as institutional Peer Review Mechanisms at the institutional and sector wide levels were some of the strategies employed in the reporting period.

The sector carried out periodic monitoring of implementation of activities involving all the sector management structures including the Leadership committee, the steering committee, technical committee and the also the development partners group. The objective was to assess progress of implementation of programmes, assess impact of JLOS interventions and interfacing with the users of the JLOS services in the country side. Monitoring was also used to have an on sight assessment of the conditions in which sector institutions operate.

In financial management, great weight was attached to periodically reviewing and strengthening financial management strategies, conducting audits to establish institutional performance and individual stewardship.

The JLOS Inspectors' Forum developed and launched a JLOS Inspectors' Manual that is aimed at standardizing and improving the quality of inspections in the Sector. The JLOS Integrity Committee conducted a nationwide JLOS Integrity tour from the 25th November to 02nd December 2013. The objective of the joint inspections was to collectively assess the performance of the various JLOS institutions and identify challenges that affect the delivery of speedy quality services and to make appropriate recommendations. A total of 18 districts¹⁴ were inspected and the team interviewed JLOS staff at Courts of Judicature, DPP's Offices (RSA & RSP Stations), Police Stations, Prisons facilities, Probation Office, Human Rights Commission field offices, Remand Homes, L.C.C 111 Courts and Immigration offices. Public officers like the RDCs and DISOs. The team also met with members of the public including users of JLOS services, local government leadership, traditional leaders, CSOs, and Advocates.

¹⁴ Mbarara, Bushenyi, Isingiro, Ntungamo, Sembabule, Kiruhura, Lyantonde, Kalisizo, Rakai, Mutukula, Kanungu, Rukungiri, Kabale, Kisoro, Kamwenge, Kyenjojo, Fortportal, Kasese District and Bunagana border post.

Table 37. General Observations From JLOS Integrity Survey 2013/2014

- ✓ Inspectors noted with regret the absence of deployment policies in all institutions visited raising unnecessary doubts about the integrity of the process, among officers.
- ✓ The need for remand homes accessible to all courts in the areas visited is a priority.
- ✓ Failure to comply with mandatory bail by courts should be addressed.
- ✓ There is need to recruit, train and deploy more police officers to beef up the existing man power in all the inspected areas.
- ✓ Budget consideration should be made to increase the operation fund for JLOS institutions
- ✓ All JLOS institutions should be equipped with ICT to avoid the manual way of keeping records
- ✓ RSAs and Chief Magistrates/Resident G.1 Magistrate should be allowed to be PROs in their respective districts
- ✓ Accommodation for police needs to be constructed and renovated to improve their living standards
- ✓ All prisons and police stations should be given motor vehicles and motorcycles; and enough money for fuel to run their vehicles.
- ✓ All JLOS staff should be given equal opportunities for training.
- ✓ Police, Prison and Probation should be given record keeping facilities.
- ✓ Suggestion boxes should be placed at all JLOS institutions in the areas visited.
- ✓ Staff houses should be constructed for DPP and Judiciary staff
- ✓ Policing post-conflict areas requires specialized skills to handle such communities. Like psychosocial skills for police staff in the areas of Kabarole, Kasese, Kyenjojo and Kamwenge

In addition, the Judiciary conducted 70 inspections in the various courts of law aimed at ensuring that service delivery meets the minimum standards. The inspections were in response to preliminary complaints made by the public and serve to monitor judicial integrity in delivery of judicial services at the various courts across the country.

To strengthen judicial staff performance, the Judiciary engaged a consultancy to examine and propose a performance management tool with a view of finding ways in which Judiciary performance can be enhanced and assessed both internally and externally. The consultants have embarked on the development of the actual tool that is software based and it is expected to be finalized within the next financial year.

Also worth noting was the introduction of electronic bill boards at Kampala High Court as well as Court of Appeal, use of name tags and piloting of impersonal service and open offices in some sector institutions such as URSB and DCIC as well public display of cause lists and user fees.

The Judicial Services Commission (JSC) is responsible for handling complaints against judicial officers and holding them accountable for errant conduct. During the year, the JSC registered 187 cases, investigated 40 cases, concluded 223 cases, recommended 23 cases for charging and carried forward to FY2014/15 206 cases. The cases carried forward include 86 pending investigations and 120 cases pending consideration by the JSC Disciplinary Committee.

The Judicial Service Commission concluded 5 investigation trips out of the targeted

12 investigation trips in the districts of Mbarara, Masaka, Ntungamo, Kabale, Rakai, Lyantonde, Kapchorwa, Palisa, Mbale, Sironko, Bukwo, Butaleja, Kumi, Soroti, Katakwi, Kaberamaido, Amuria, Tororo, Bugiri, Iganga, Jinja, Mukono, Kamuli, Busia, Kamwenge, Kanungu, Rukungiri, Bushenyi, Ibanda, Sheema, Nabweru, High Court, Buganda Road, Jinja, Mayuge, Buyende, and Kaliro. This performance is because of the limited human resources of the commission. It is ironical that despite being a Service Commission it cannot recruit its own staff and relies on the Public Service Commission. This has caused delay to recruit and fill gaps in staff establishment.

The DPP's Prosecutions program developed a draft Prosecutor's Standards' manual for handling children and SGBV cases as part of the strategies to improve service delivery standards. This is expected to provide a uniform approach in the prosecution of cases in these categories. To comply with standards, the Inspection and Quality Assurance program of the Directorate ensured that 70% of the Directorate's offices met the minimum performance standards (quality of legal opinion). This is attributed to staff mentoring, regular and ad-hoc inspections of field offices that were carried out. This program too, ensured that 73% of Public Complaints against staff performance and conduct were addressed, 75% of Public Complaints against the criminal justice process were resolved against the target of 95%. This performance was due to the Complexity of the investigations, inadequate staffing where the same inspectors that carry out routine inspections were the ones to investigate the complaints and the time it takes to consult the several criminal justice institutions such as the Police in order to get an informed position pertaining the complaint.

The Ministry of Gender, Labour and Social Development conducted quarterly quality standard supervision on probation work and juvenile justice implementation in districts of Kyenjojo, Kabarole, Bundibugyo, Mbale, Mpigi and in regional Remand Homes.

Table 38. complaints at PSU

Offence	2010	2011	2012	2013
Mismanagement of files	745	789	551	820
Misconduct	576	648	435	996
Unlawful Arrest/over Detention	165	177	71	181
Corruption	155	93	59	79
Malicious prosecution	23			55
Extortion	22			61
Torture/Assaults	47	52	38	71
Death of suspect in cells	07	03	03	03

In terms of financial performance improvement, Internal Audit program produced 4 Quarterly accountability reports, Quarterly compliance to procedures/ regulations reports, 4 field inspection reports, 4 Payroll verification reports, 4 Fixed Assets review reports and 4 Procurement audit reports. These reports form a basis for assessing functional performance management systems within the Directorates

In the Uganda Police, the numbers of complaints against Police officers registered with PSU increased from 2,313 cases in 2012 to 2,657 cases in 2013. Kampala Metropolitan

Police (KMP) had the highest number of complaints (1,261 cases), followed by PSU Head Quarters with (637 cases), PSU Jinja (136 cases), PSU Mbale (119 cases) and Gulu (106 cases), while the lowest complaints were registered in Soroti (15 Cases), Mityana (9 cases) and Moroto (0 Case).

The mismanagement of case files, misconduct and unlawful arrest and/ or over detention are the three leading complaints filed at PSU followed by corruption and malicious prosecution. There is need for Police management to strengthen the inspectorate function and supervision of case management in all units to reduce on this vice. With support from HURINET and European Union under DGAP, a new complaints form was designed and a complaints register was developed. Unfortunately, the project wound up before the register could be gazetted for use. Funding is being sought so that the register is gazetted and printed.

Table 39. Status of the cases since 2007

Offence	complaints	Completed cases	Under inquiry
Mismanagement of case files	4,610	2,813	1,797
Misconduct	3,510	1,745	1,765
Unlawful Arrest/over Detention	843	464	379
Corruption	871	688	183
Torture/Assaults	361	237	124
Total	10,195	5,947	4,248

So far only 5,947 of the registered 10,195 cases have been completed leaving a bulk of 4,248. This was as a result of the financial support of shs 50 million provided by the sector for speedy investigations. The backlog is still huge and PSU needs to be supported to clear the backlog if the confidence in the unit is to be maintained by the complainants (Public). This will also give justice to the accused persons who are on suspension pending disposal of their cases.

During the reporting period, the PSU referred for criminal proceedings a total of 20 cases against police officers most of which related to corruption as indicated in the table below.

Table 40. Status of cases against police officers

Offence	P/Plea	Men	H/G	W/D	W/A	CID Hq	DPP	Total
Corruption		1	2				3	6
Forgery							1	1
Extortion			1			1		2
Theft		1					3	4
Abuse of office						1	1	2
Personation	1			1				2
Assaults		1					1	2
Desertion					1			1
Total	1	3	3	1	1	2	9	20

3.4. Anti-Corruption measures in JLOS adopted and implemented

The Sector commenced the implementation of the JLOS Anti-Corruption Strategy as a necessary intervention to improve its image, efficiency and effectiveness. Perception of corruption in the Sector undermines the quality of service delivery and erodes public confidence in JLOS institutions. Following the development of the JLOS Anti-Corruption Strategy, the Sector has established mechanisms aimed at steering the implementation of the Strategy. The Sector leadership setup the JLOS Integrity Committee, whose mandate is among others to promote integrity through implementation of the Strategy. In addition, the Human Rights and Accountability Working prioritized the implementation of the Strategy as one of the core activities of the Sector.

In implementation of the Strategy, the Human Rights and Accountability Working Group developed a work plan and conducted a capacity building training for key JLOS staff that are directly responsible for the implementation of the Anti-Corruption Strategy at a technical level. This capacity building targeted several technical people including; Members of the Human Rights and Accountability Working Group, Chairpersons of Working Groups, Members of the JLOS Inspectors' Forum, Members of the Human Resource Forum, JLOS Policy and Planning Unit officers, and the JLOS technical staff. The capacity-building workshop also doubled as a dissemination event for the Strategy to the selected technical JLOS staff and institutions.

The Judiciary in the reporting period developed its institutional anti-corruption strategy implementation guidelines and produced IEC materials for the strategy.

During the reporting period, the Anti-Corruption Division (ACD) of the High Court maintained an outstanding performance notwithstanding the suspensions of its activities by the Constitutional Court. The Court completed 76.7% (182) of the total cases registered during the year (237). The completion rate is a drop from the previous year's performance of 95.7%. This decline in performance is largely because of the temporary suspension of the activities of the Court by the Constitutional Court interim order in a Constitutional petition¹⁵ that challenged the legality of the ACD's composition to include Magistrates in the adjudication of cases within a High Court Division. The Constitutional Court ruled against the petitioners.

To strengthen the effectiveness of the ACD, the Sector successfully sought support from the Irish Embassy to fund a tailor-made training for the ACD judicial and non-judicial officers who are responsible for handling anti-corruption cases. Ireland supported the training of Judges, Magistrates, Prosecutors from DPP and Inspectorate of Government in Dublin, Ireland.

The DPP strengthened its participation and collaboration with the Accountability Sector in promoting accountability and combating corruption. The collaborations contribute towards the implementation of a Joint Action Plan for prosecution of corruption cases. Eight inter-agency criminal justice meetings were held to share information, develop strategies and coordinate activities with a common aim of enhancing smooth investigation

¹⁵ *Davis Wesley Tusungwire Vs. The Attorney General Constitutional Application No. 06 Of 2013*

(Arising Out Of Constitutional Petition No. 02 Of 2013)

and prosecution of corruption cases in the country. In relation to the above action plan, 40 copies of Anti-corruption and cyber laws, a set of East African Law Reports, 60 sets of Supreme Court and Court of Appeal judgments, a set of EACA Reports and cyber laws were procured and distributed to prosecutors to support the capacity to handle corruption related cases.

During the financial year, the DPP prosecuted 1,045 corruption related cases. Furthermore, 820 witnesses were prepared for anti-corruption court appearance. The testimonies given will assist in the prosecution of corruption cases.

In a similar effort, the Judicial Service Commission conducted 5 anti-corruption barazas in different parts of the country, targeting 10 districts¹⁶. The Barazas involved capacity building and dissemination of information about the vice of corruption. Members of the public who participated were advised about the JLOS policy on zero tolerance to corruption, guided about lodging complaints and reporting incidences of corruption especially in courts of law. This public empowerment drive is key in building social accountability movements that complement the mainstream government accountability structures.



UPF introduces use of suggestion boxes

The Uganda Police Force, specifically the Criminal Intelligence and Investigations Department, continued to play a critical role in the fight against corruption both within the Force and in the public domain. The Police launched suggestion boxes in all districts to gather views on how to improve police services and report misconduct and corrupt tendencies of staff. These are expected to also solicit ideas from the public on how to entrench preferred community policing approach in crime prevention, including economic crimes such as corruption.

According to Uganda Police Force 2013 Annual Crime Report¹⁷, the Police recorded 439 reported cases of corruption and of which 413 were investigated. This represents a 48% increase in cases reported and investigated; however, it does not necessarily mean a rise in incidence of corruption. Rather it indicates increased vigilance among the population in fighting corruption and increased reporting to the Uganda Police. This spike also is indicative of a marked improvement in the ability of the Directorate of Crime Intelligence and Investigation to detect and investigate cases of corruption, especially in the public sector. In the previous year, a total of 214 corruption cases were investigated. Out of the 413 corruption cases investigated, 75 cases were taken to Court out of which 8 secured convictions, 2 cases were dismissed, 12 cases were concluded and 53 cases were still pending in court by the end of the year. 338 cases were under inquiry. A total of 127 persons were charged to Court of whom 18 were females and 109 males.

The Police however continue to face a number of challenges in the fight against corruption. These undermine its efficiency and effectiveness. Key challenges include- investigation and trial processes of most corruption cases takes long (between 2 to 3 years) therefore

¹⁶ Hoima, Kibale, Masindi, Kiryandongo, Kamwenge, Ibanda, Bushenyi, Rukungiri, Ntungamo and Kabale.

¹⁷ Annual Crime and Traffic/ Road Safety Report 2013. Pg 9.

making it difficult to realize convictions in court within one year; the halting some activities of Anti-Corruption Division from July 2013 to January 2014 which negatively affected normal progress of the cases; the absence of a Director of Public Prosecution (DPP) from May to September 2013 also resulted into stagnation of some cases which needed DPPs opinion and consent; and there was an increase in the number of conmen locally known as “*Bafere*”,

In addition, as part of internal efforts to eliminate all forms of corruption, the UPF conducted a payroll cleaning exercise and 2,995 personnel who could not be accounted for were deleted. This is a key achievement in the fight against the infamous “ghost” public servants that is a potential conduit for embezzling public funds. Many of these cases were deserters who had left the Force and thus needed to be removed from the payroll.

3.5. Accountability in Transitional Justice promoted

To date the sector acknowledges that Transitional Justice is inspired by the recognition that human rights violations and abuses were committed in the conflicts that Uganda has gone through over the years, most notably the LRA insurgency of Northern Uganda, the ADF in Western Uganda, the WNBFI in West Nile and UPDA in the east and that there is need for accountability, and redress in order to reduce the incidence of violations/crime and put an end to impunity. The Constitution of Uganda which is a guiding framework for the implementation of Transitional Justice, recognises the right to redress under article 50 for human rights violations.

The draft National Transitional Justice Policy which was adopted by the Sector Leadership in November 2013, seeks to implement the commitments in the Juba Peace Agreement, with specific reference to the agreement on accountability and reconciliation. It will provide the overall framework for ensuring accountability in the Transitional Justice processes.

Study on reparations programme: In line with the draft National Transitional Justice Policy, the Sector conducted a nation-wide study on the establishment of a reparations programme for persons affected by conflict. The study examined in particular, the appropriateness, availability and accessibility of reparations for conflict-related crimes and offenses. The sole objective of the study was to inform the development of a reparations program for victims of gross human rights violations and abuses to promote healing, reconciliation, social reintegration and contribute to peace and security. The study covered issues to do with the design of reparations (be it formal mechanism and non-formal mechanisms ie the grant of reparations through the domestic Courts and grant through alternative mechanisms).

After its development, the reparations programme will address matters of type, form and structure, beneficiaries, types of harm that will merit redress, key features of the reparation program, key duty bearers, financing of the programme, award of reparations (i.e by Courts, Truth and Reconciliation Commissions/ traditional structures, Government Reparation Programs), factors to consider in designing reparations programs (programme objectives in the context of reinforcing victims’ rights and furthering the state’s domestic agenda and resolving disparities related to gender, the proportionality of reparations to the gravity of the violation suffered by the victim), strategies for programme implementation, monitoring and evaluation of reparation programmes.

The development of the national reparations programme takes cognisance of the fact that

the existing legal framework does not provide for the award of reparations to victims of crime, hence the need for a framework to guide the implementation of any reparations programme.

The Transitional Justice Policy takes cognisance of the already existing, development, recovery and peace efforts being undertaken by Government, for example the PRDP in Northern Uganda. In addition, the Government is also settling victims of the NRA/LRA bush war in the Acholi sub-region (the Acholi war debt claimants), victims of the Mukura Massacre in the Teso Sub region, Lango LRA war claimants and victims of the Luwero triangle. The key concern however is that these initiatives have not been guided by a national framework, hence making them prone to misinterpretation.

The need for a holistic Transitional Justice and reparations programme is key for the Sector since Government is currently faced with legal suits from the affected communities, for example the Lango and Teso War claimants who have both won cases against Government for loss of life and property during the LRA insurgency in the North and Eastern parts of the Country.

The Sector is optimistic that, a well conceptualized reparations programme and legal framework, will direct Government interventions in the affected areas, which will in the long run facilitate Government development interests, security and stability. In addition, it will enhance confidence in Government interventions as well as limit chances of misappropriation of the scarce public resources.

Human Rights Documentation Project (HRDP): The Sector is further undertaking a Human Rights Documentation process to map out and document human rights violations committed in the course of the conflict. The JLOS Transitional Justice framework has initiated a process of collecting objective and reliable data on human rights abuses and war crimes that occurred during the LRA conflict from 1986 to 2007 and will expand to cover all other conflicts. The Project is a contribution to national Transitional Justice processes that is expected to yield ground for fact-finding missions, truth seeking bodies, remedy, reparation and reconciliation. The documentation is conceptualized within the context of the Ugandan legal framework and international humanitarian law. The process will entail documenting the history of the conflict through a human rights accountability lens by collecting information on key events, human rights abuses, war crimes and crimes against humanity, the context within which such violations occurred, tracking victims and perpetrators in abstract. Particular regard shall be on the treatment of women, children, persons with disability and elderly persons during the conflict.

By close of the year, the procurement process for the national and international experts had commenced. The experts are expected to provide technical support to the documentation process. The UHRC is the lead Government institution for this process and is working closely with other Government institutions that have a critical role in the documentation.

The final documentation reports will also inform the development of strategies for pursuing accountability for war crimes.

The Sector, in collaboration with UN-OHCHR, ASF and other Development Partners

have committed to provided technical support and financial resources to facilitate the documentation process.

Table 41. Corruption Manifestations and Interventions Implemented by JLOS MDAs

Judiciary

Judicial Integrity Committee, Peer review; these are at all levels to ensure the judicial officers follow the code of conduct while executing their duties.

Inspectorate of Courts; It monitors and evaluates the performance of Courts

Judicial Code of Conduct; these are guidelines of that provided for how the judicial officers should conduct themselves.

Judicial Service Commission

Disciplinary Committee; Handles matters concerning the judicial officers' conduct by taking action against those that have violated their code of conduct.

Complaints management system; this includes (Investigations, inspection and code of conduct)

Uganda Police Force

Disciplinary Committee; Handles matters concerning the judicial officers' conduct by taking action against those that have violated their code of conduct.

Complaints management system; this includes (Investigations, inspection and code of conduct)

Uganda Law Society

Law Council; Handles complaints from the public about lawyers and deals with them accordingly.

Internal ethics unit; this was set up to monitor and check the conduct of the lawyers, to ensure they adhere professional standards.

Ministry of Internal Affairs (Government Analytical Laboratory)

Use of complaints boxes; these are usually placed in places where the public can see and access them lodge their complaints about the Ministry or the employees of the Ministry.

Adoption of quality systems management; these are used to ensure there are no gaps in the system that could give room to the acts of corruption.

Complaints Desks; these have been set up specifically to receive complaints from the public about the Ministry.

Inspections; these are done to ensure the laboratories are in good shape and the staff are working in line with the Ministry's guidelines and expectations.

Directorate of Citizenship and Immigration Control

Use of complaints boxes; these are usually placed in places where the public can easily see and access them to lodge their complaints about the Ministry or the employees of the Ministry.

Adoption of quality systems management; these are used to ensure there are no gaps in the system that could give room to the acts of corruption.

Complaints desks; these have been set up specifically to receive complaints from the public about the Directorate.

Inspections; these are done frequently in order to monitor the ways in which the work is being done in the various offices.

Directorate of Public Prosecutions

Inspections; Visits are made from time to time to the various DPP offices country wide at all levels to check out the performance of the officials.

Complaints desks; these have been set up specifically to receive complaints from the public about the Directorate, thus incase corruption acts are complained about the Directorate is then able to deal with them.

Uganda Prison Services

Inspections; Visits are usually made by Visiting Justices or any other officials to prisons to find out the conditions that the prisons are in. The work done by the prison wardens is also crosschecked to ensure the corruption is not taking place.

Disciplinary; when officers working with the Prisons services are found guilty of corruption, disciplinary action is taken against them by the disciplinary committee.

Prisons Code of Conduct; it spells out disciplinary standards and procedures of dealing with errant conduct, which includes anti-corruption strategies to which they strictly adhere to.

Ministry of Local Government

Anti-Corruption Action Plans inbuilt into projects; these plans are used to guide project activities so that they remain fair, transparent and accountable.

Citizens score cards; these are cards that are used to evaluate and keep track of the performance of the Ministry in delivery of public services to the citizens, they are usually filled in by the citizens giving their opinion about what is positive and or negative with respect to the Ministry and its services.

Uganda Registration Bureau services

Reducing personal contact between registrars and service seekers; this has been replaced with online registration.

Have an uploaded URA web based portal for assessments; it in return limits interaction between clients and the staff this closes gaps that can give way to corruption.

In house banking facility; this was established to eliminate middle men and fraudulent agents.

However, this institution doesn't have specific anti-corruption guidelines in place.

4.0 FINANCIAL PERFORMANCE 2013/14

This report provides information on the progress of the sector in terms of financial activity for the period July 2013 to June 2014. JLOS had a total approved budget of US\$666.559Bn in FY2013/14, of which US\$271.9Bn (40.8%) was for Wage, US\$212.338Bn (31.9%) for Non-Wage, US\$138.790Bn (20.8%) for GoU Development, US\$2.874Bn (0.4%) from External Financing, US\$12.251Bn (1.8%) for Appropriation in Aid and US\$28.317Bn (4.2%) for Gross taxes.

By the end of FY2013/2014, US\$846.610Bn representing 126.5% of the approved budget including taxes was released to the entire sector. Of the total releases 30.4% was for wage, 35.2% for Non Wage recurrent, 33.5% for GoU Development, 0.1% for external financing, and 0.3% is for Appropriation In Aid (AIA) and 0.4% for Taxes. The overall release performance was above the approved budget mainly on account of the supplementary funding received by Uganda Police Force, ID project, and Ministry of Justice and Constitutional Affairs during the reporting period.

Aggregate Expenditure Performance

In the reporting period, US\$828.707Bn of the released budget was actually spent which represents an impressive 98% absorption rate. Of the releases by category, 96% of wage, 100% of Non Wage recurrent, 99.8% of GoU Development, 54.9% of external financing, 100% of AIA and 100% of taxes was spent in the reporting period. However, at sector level, there was a drop in the absorptive capacity in the reporting period compared to the previous FY 2012/13 (99.5%)

Table 42: Aggregate Expenditure Performance 2013/14

Budget	Budget (UGX Bn)	Released (UGX Bn)	Spent (UGX Bn)	% of budget release	% of release spent	% of budget spent
MoJCA	42.209	65.309	57.241	155%	88%	136%
Judiciary	85.116	85.115	85.119	100%	100%	100%
JSC	2.293	2.109	1.992	92%	94%	87%
MIA	10.916	10.846	10.633	99%	98%	97%
DPP	17.190	16.448	16.346	96%	99%	95%
UHRC	9.701	13.038	12.724	134%	98%	131%
UPS	86.660	75.348	70.346	87%	93%	81%
UPF	315.348	375.348	374.166	118%	99%	117%
ULRC	7.026	6.891	6.826	98%	99%	97%
LDC	5.397	5.397	5.397	100%	100%	100%
DCIC	61.421	179.604	179.459	292%	100%	292%
URSB	8.715	8.715	8.457	100%	97%	97%
Total	666.559	846.610	828.707	129%	98%	126%

Vote Function Expenditure Performance

Police Services function had the highest expenditure of UShs. 377.789 Bn. This was followed by National Citizenship and Immigration Control (UShs.179.459Bn), Prisons and Correctional Services (UShs. 85.49Bn), Judicial Services under Judiciary (UShs.83.14Bn), Policy, Planning and Support Services under MOJCA (UShs. 24.57Bn) and Support to the Justice Law and Order Sector (UShs. 23.48Bn). On the other side, Police Services function had the highest unspent balances of Shs.5.34Bn, followed by Human Rights with Shs. 1.06Bn.

Figure: Budget Performance by institution (Bn)

Wage Budget

The sector wage budget increased from 206bln to 271.8bln with major allocations of 186.5bln going to UPF on account of the 550 cadets and over 5000 PPCs recruited. The rest of the JLOS institution performed at 15% of the wage allocations.

Table 43 : JLOS MTEF Wage Ceiling growth (Billion)

Institution	2008/09	2009/10	2010/11	2011/12	2012/13	2013/14
MoJCA	3.230	3.360	3.189	3.189	3.996	4.156
MIA	2.250	2.620	1.053	1.295	1.490	24.513
Judiciary	14.090	14.190	13.746	15.316	15.316	0.780
UPF	80,410	94.030	122.730	142.880	154.625	186.489
UPS	19,600	20.540	23.460	25.779	29.530	4.898
DPP	3.400	3.570	4.129	4.129	4.690	3.590
ULRC	0.560	0.560	0.649	0.649	0.75	31.377
JSC	0.550	0.570	0.492	0.652	0.750	2.340
UHRC	1.880	1.880	1.796	2.145	2.47	2.399
LDC	-	-	-	-	2.849	3.024
DCIC	-	-	-	1,857	2.140	2.362
URSB	-	-	-	-	1.944	5.974
Total	125.970	141.320	171.244	175.987	206.861	271.902

Table 44. The detailed wage performance of the sector institutions 2013/14

Budget	Budget (UGX Bn)	Released (UGX Bn)	Spent (UGX Bn)	% of budget release	% of release spent	% of budget spent
MoJCA	4.156	3.635	3.095	87%	85%	74%
Judiciary	24.513	23.337	23.322	95%	100%	95%
JSC	0.780	0.638	0.523	82%	82%	67%
MIA	2.340	2.396	2.184	102%	91%	93%
DPP	4.898	4.394	4.387	90%	100%	90%
UHRC	3.590	3.464	3.219	96%	93%	90%
UPS	31.377	20.707	15.745	66%	76%	50%
UPF	186.489	176.328	173.123	95%	98%	93%
ULRC	2.399	2.264	2.204	94%	97%	92%
LDC	3.024	3.024	3.024	100%	100%	100%
DCIC	2.362	2.362	2.361	100%	100%	100%
URSB	5.974	5.974	5.756	100%	96%	96%
Total	271.902	248.52	238.94	91%	96%	88%

Non Wage

The sector non-wage increased from 197.1bln to 212.3bln with allocation still to UPF. The rest of the institutions had increases of less than 5%.

Table 45. JLOS MTEF Non-Wage Ceiling growth (Billion)

Institution	2008/09	2009/10	2010/11	2011/12	2012/13	2013/14
MoJCA	4.57	4.610	2.032	65.127	20.375	11.942
MIA	9.140	11.590	7.800	7.201	7.78	7.505
Judiciary	22.760	34.380	40.259	40.139	40.139	49.768
UPF	42.950	59.250	68.248	101.42	111.723	67.195
UPS	18.440	22.440	29.686	29.116	31.45	44.116
DPP	2.610	5.610	5.625	7.590	7.591	9.961
ULRC	1.590	2.290	2.287	2.237	2.637	4.427
JSC	0.950	0.950	1.248	1.215	1.515	1.443
UHRC	1.310	2.710	2.982	2.968	5.949	5.968
LDC	1.180	1.180	1.170	1.170	0.0	1.500
DCIC	-	-	4.325	5.165	5.58	5.773
URSB	-	-	2.538	1.737	0.770	2.741
Total	108.110	155.920	165.662	265.085	197.126	212.339

Table 46. Detailed non wage performance of the sector institutions

Budget	Approved (UGX Bn)	Released (UGX Bn)	Spent (UGX Bn)	% of budget release	% of release spent	% of budget spent
MoJCA	11.942	37.646	30.153	315%	80%	252%
Judiciary	49.768	50.944	50.952	102%	100%	102%
JSC	1.443	1.443	1.442	100%	100%	100%
MIA	7.505	7.505	7.505	100%	100%	100%
DPP	10.016	10.052	9.957	100%	99%	99%
UHRC	5.968	9.432	9.363	158%	99%	157%
UPS	44.219	44.211	44.193	100%	100%	100%
UPF	67.195	134.298	134.012	200%	100%	199%
ULRC	4.427	4.427	4.422	100%	100%	100%
LDC	1.500	1.500	1.500	100%	100%	100%
DCIC	5.773	5.773	5.753	100%	100%	100%
URSB	2.741	2.741	2.701	100%	99%	99%
Total	212.339	309.971	301.952	146%	97%	142%

Note Judiciary had a reallocation to non wage of UGX.1.176Bn from wage.

Development Budget

The JLOS development fund allocation dropped from 164.4bln to 114.3bln despite the

constantly increasing cost of service provision giving additional pressure to the already limited resources.

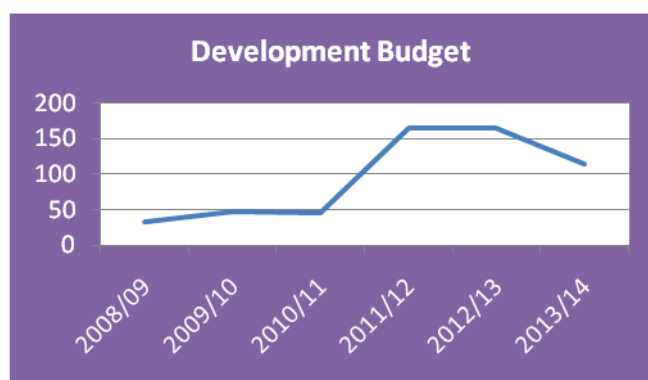


Table 47. JLOS MTEF Development Ceiling growth (Billion)

	A	B	C	D	E	F
Institution	2008/09	2009/10	2010/11	2011/12	2012/13	2013/14
MIA	1.260	2.460	2.460	89.763	88.0	1.033
Judiciary	1.340	1.340	1.340	7.911	9.37	8.79
UPF	7.880	14.140	14.140	50.491	48.53	61.664
UPS	1.440	3.040	3.040	10.502	12.440	10.187
DPP	0.300	0.300	0.300	0.698	0.200	1.975
ULRC	0.100	0.100	0.100	0.99	2.70	0.200
JSC	0.100	0.100	0.100	0.97	0.11	0.028
UHRC	0.200	0.200	0.200	2.007	2.468	0.143
LDC	-	-	-	1.737	0.619	0
DCIC						30.286
Total	32.190	46.980	45.491	165.069	164.437	114.306

Table 48 detailed development performance of the sector institutions:

Budget	Approved (UGX Bn)	Released (UGX Bn)	Spent (UGX Bn)	% of budget release	% of release spent	% of budget spent
MoJCA (JLOS SWAp)	26.111	24.029	23.993	92%	100%	92%
Judiciary	10.835	10.835	10.845	100%	100%	100%
JSC	0.071	0.028	0.028	39%	100%	39%
MIA	1.071	0.944	0.944	88%	100%	88%
DPP	2.275	2.002	2.002	88%	100%	88%
UHRC	0.143	0.143	0.143	100%	100%	100%
UPS	11.064	10.430	10.408	94%	100%	94%
UPF	61.664	67.164	67.031	100%	100%	100%
ULRC	0.200	0.200	0.200	100%	100%	100%
LDC	0.873	0.873	0.873	100%	100%	100%
DCIC	53.286	171.470	171.345	322%	100%	322%
URSB	-	-	-	-	-	-
Total	173.093	288.116	287.812	166%	100%	166%

Supplementary

Sector institutions received supplementary releases as detailed below for the following programmes

- ✓ DCIC- To facilitate the mass enrollment for National identification;
- ✓ UPF- to support the recruitment and training of 3000 probationary police constables and 500 cadets; and
- ✓ MoJCA- to pay court awards and compensations

Table 49 Supplementary budge

Budget	Wage	Non Wage	Development	Total
DCIC	0.000	0.00	138.58	138.583
UPF	0.000	60.00	5.50	65.500
MoJCA	0.000	18.43	0.00	18.435

SWAP Development Budget

The SAWP budget for the year was Ush.57.4bln and was later amended to Ush. 61.5bln during implementation, Ush. 23.4bln was support by Uganda Government; Ush.23.4bln was support by the Government of Kingdom of Netherland and Ush. 11.7bln was supported by Sweden. The Sector received Ush.1bln from Austrian Development Corporation for a three years programme to support ADR project. Additional Ush1.8bln from the Netherland was received being 10% retention in the FY 2011/12 work plan budget.

The amount received in the year was utilized in accordance with financing plan. Funds were advanced to the institutions and JLOS house project, However, sector wide fund for construction was retained in Secretariat account only for effecting payments since most of activities are implemented by institutions.

Table 50: Sources and Uses of Funds Statement-Swap Dev FY 2013/2014

Financing	Amount (000)
Secretariat balance from FY 2012/13	6,016,920
Institution balance from FY 2012/13	8,474,225
Receipt from GOU	24,028,831
Receipt from Royal Netherland	23,400,000
Receipt from Netherland FY 2010/11	1,814,996
Sweden	11,726,141
Receip from UN Women	296,905
Receipt from Austrian Development Corporation (ADR)	1,065,113
Receipt from Austrian Development Corporation (MfDR)	27,820
JLoS House from FY 2012/13	4,990,725
Total Financing	81,841,677
Expenditure.	
Total expenditure	50,529,986
Total Expenditure	
Receipt Less Expenditure	31,311,690

Represented by	
Secretariat Closing SWAP bank account balances	6,209,482
Balance at Institutions	12,880,661
JLOS house closing bank account balance	12,221,547
Total Net Cash balance	31,311,690

Table 51: Statement of Financial Position as at 30th June 2014

Resource/Asset	Amount (000)
Secretariat Closing SWAP bank account balances	6,209,482
Institution closing balance	12,880,661
JLOS house closing bank account balance	12,221,547
Sub Total Resource/Asset	31,311,690
Commitments/Liability	
Ongoing constructions Sector Wide	6,209,482
JLOS House	12,221,547
Sector Wide and Prog Mgt	11633770
Refund to Danida for TJ Advisor	181,818
Austrian Development - ADR funds	1,065,113
Sub Total Liability/Commitment	31,311,690

Table 52. SUMMARY OF JLOS RECEIPT AND EXPENDITURE AS AT 30TH JUNE, 2014

Institution	Total Receipt	Expenditure UGX	Closing Bal. UGX
Uganda Law Society	605,584,600	305,551,600	300,033,000
Uganda Law Reform Comm.	1,790,094,000	1,549,207,000	240,887,000
Local Government	425,001,000	327,060,000	97,941,000
Law Development Centre	1,948,485,472	1,763,562,885	184,922,587
Tax Appeals Tribunal	456,130,706	388,755,095	67,375,611
Directorate of Public Prosecution	3,625,119,108	3,172,618,418	452,500,690
Uganda Reg. Serv. Bureau	1,588,573,381	743,215,955	845,357,426
Ministry of Internal Affairs	4,212,164,010	4,158,948,943	53,215,067
Uganda Police Force	5,978,066,000	3,683,370,000	2,294,696,000
Uganda Prisons Services	7,554,893,658	5,529,465,894	2,025,427,764
Judicial Service Commission	1,387,599,000	1,212,374,000	175,225,000
Min. of Gender, Labour & Social Dev't	1,326,578,713	1,184,326,000	142,252,713
Judiciary	10,628,330,400	7,175,472,474	3,452,857,926

Administrator General Public Trustee	697,865,795	572,142,768	125,723,027
Uganda Human Rights Commission	1,034,440,000	548,060,000	486,380,000
Min. of Justice & Const. Affairs	1,381,000,004	1,374,596,549	6,403,455
Secretariat (Donner)	15,439,919,785	9,230,436,951	6,209,482,834
Secretariat (IFMS)	2,873,985,365	2,846,510,656	27,474,709
Nat Citizenship & Immigration Control	3,246,841,000	1,372,042,000	1,874,799,000
MOJCA (CBL)	2,140,025,263	2,112,837,544	27,187,719
JLOS House Acc	13,082,725,130	861,177,289	12,221,547,841
Taxes on Machinery, Furniture & Veh.	418,255,552	418,255,552	-
Grand Total	81,841,677,142	50,529,986,773	31,311,690,369

TABLE 53. JLOS COMMITMENTS FOR THE AVAILABLE BALANCES AS AT 30TH JUNE, 2014

Prisons

Completion of Ndorwa Prisons	350,000,000
Purchase of Vehicles	130,000,000
Case backlog Reduction	110,000,000
Support to Human Rights Committees	6,910,000

Uganda Law Society

Construction of Resource Centre	300,000,000
--	--------------------

Uganda Law Reform Commission

Printing and Publishing Study Reports and Drafting Manual	239,037,000
Amnesty Legislation	41,172,000

Judicial Service Commission

Automated Database Management	77,400,000
Radio Talk Shows	47,509,000
Benchmarking Visits	50,200,000

Uganda Police Force

Retention fees on Construction of Accommodation block, barracks at Mayuge, Kiruhura, Juvenile Reception Centre at Kabale	2,200,000,000
---	----------------------

Ministry of Gender

Retention fees on Arua final phase III construction – Kitchen, Dining Hall	20,000,000
---	-------------------

Consultancy technical Supervision of the Construction facilities in Kabale and Arua districts	48,000,000
Consultancy services for Probation Act	59,808,000
Remand Homes and National Rehabilitation Centre draft and final report	10,620,000
Construction of piggery shed at Fortportal Remand Home	5,010,000

MOJCA

New Vision	35,000,000
Computerisation of Land Registry	18,291,680
Computerisation of Gulu Regional Office	6,746,600
Computerisation of Accounts Section	58,904,000
Provision of Sliding Glass for Registry	29,487,744
Partitioning of Administrator Generals Office	15,315,956

Table 54. Commitments under JLOS Secretariat and on the JLOS House For The Year Ended 30th June 2014

Project Name	District	Contractor	Total Contract Price	Total Payment	Balance
Lamwo Justice Centre	Lamwo	Adams Engineering Services	1,418,572,128	899,052,626	519,519,502
Kayunga Justice centre	Kayunga	3MS Investments Limited	1,325,561,839	1,077,725,122	247,836,717
Bukedea DPP Offices	Bukedea	Muhekamu Enterprises Ltd	199,984,314	184,386,743	15,597,571
Isingiro Justice Centre	Isingiro	Alpha Gama Engineering Ent. Ltd	1,459,493,046	1,371,849,040	87,644,006
Bundibugyo Justice Centre	Bundibugyo	Hotel Zawadi Limited	1,625,127,801	1,583,299,071	41,828,730
Kisoro Police Station	Kisoro	Nasal BK Limited	680,827,739	585,416,777	137,210,962
Kibuku Police Station	Kibuku	Dynamic Engineering Services Ltd	427,785,365	415,450,554	12,334,811
Bulambuli Police Station	Bulambuli	Femisa International Limited	474,426,918	444,239,674	30,187,244
Arua Remand home	Arua	JP Construction Services Ltd	810,087,254	560,285,029	249,802,225
Adjumani DPP Offices	Adjumani	Ishaka Muhereza Workshop	192,197,196	176,927,072	25,253,444
Abim DPP Offices	Abim	Danomabor Technical Services	221,612,267	188,454,783	33,157,484
Dokolo DPP Offices	Dokolo	Herbon Investment Ltd	243,914,113	118,370,397	125,443,716
Dokolo Prison	Dokolo	Kleny Technical Services Ltd	134,474,887	120,041,086	14,433,801

Nakapiripiriti DPP Offices	Nakapiripirit	Muhekamu Enterprises Ltd	199,984,314	142,116,532	57,867,782
Pader Prison	Pader	B Moose Enterprises Limited	362,153,087	351,295,465	10,857,622
Dokolo staff Residence	Dokolo	3MS Investments Limited	185,711,751	175,298,572	10,413,179
Moroto Prison	Moroto	Palm Constructions Ltd	1,058,944,986	796,890,555	262,054,431
Kaberaido DPP Office	Kaberaido	Muhekamu Enterprises Ltd	199,984,314	154,388,045	45,596,269
Amolatar staff Residence	Amolatar	Khazana Services Limited	174,654,207	164,243,763	10,410,444
Kumi mini JLOS	Kumi	Keystone Construction Limited	362,404,240	152,276,386	210,127,854
Lira Police barracks	Lira	Devayani International Ltd	141,896,320	122,913,310	18,983,012
Moroto Police accommodation	Moroto	Kadam Dealers Limited	771,985,500	667,351,685	104,633,815
Amuru Police barracks	Amuru	Hotel Zawadi Limited	149,973,516	138,843,698	11,129,818
Amolatar-DPP Office	Amolatar	Josiku Technical Services	117,542,514	161,764,895	23,152,858
Moroto Mini JLOS House	Moroto	Nile Works Limited	1,737,233,138	1,641,286,638	95,946,500
Nakapiripiriti DPP staff house	Nakapiripirit	Ibhacom Services Ltd	96,290,290	32,359,907	63,930,383
Amuru DPP Office & Staff quarters	Amuru	Mayi kayegi Hotel	299,797,285	259,623,232	38,174,053
Kotido Police barracks	Kotido	Ms Abilaza Enterprises Ltd	192,431,847	32,444,312	159,987,535
Amudat Border Post	Amudat	Oral Enterprises Ltd	187,072,866	97,384,930	89,687,936
Nakawa Judicial Services Institute	Kampala	Home Builders Limited	852,109,288	413,349,251	438,760,037
Kyenjojo Mini Jlos Centre	Kyenjojo	3MS Investments Limited	1,014,762,915	304,428,870	710,334,045
Amuria Magistrate Court	Amuria	3MS Investments Limited	421,441,519	269,668,075	151,773,444
Mbale Regional Office	Mbale	Ndora Ltd	1,241,040,579	983,230,850	257,809,729
Ngora Courts	Ngora	Alma Connexious Ltd	344,478,167	51,288,372	293,189,795
Apala Staff Quarters	Alebtong	Sefkon (U) Ltd	208,705,200	72,529,373	136,175,827
Moroto Staff Quarters	Moroto	BMK (U) Ltd	760,122,238	740,999,667	19,122,571

Bukwo Mini Jlos Court	Bukwo	Otada Construction Limited	832,877,422	412,037,856	420,839,566
Police Accommodation at Aboke	Lira	Devayani International Ltd	141,896,322	122,913,310	18,983,012
Ibanda Justice Centre	Ibanda	JP Construction Services Ltd	1,400,000,000		1,400,000,000
Wakiso Justice Centre	Wakiso	Delaru Construction Ltd	1,300,000,000		1,300,000,000
Kiboga Justice centre	Kiboga	Gali Contractors Ltd	850,000,000		850,000,000
Koboko Mini JLOS	Koboko	Dolfin Contractors	890,000,000		890,000,000
Other commitments					9,640,191,730
ADR Project 3 years (Austria)					1,065,113,959
Total					10,705,305,689
JLOS House Project Commitments					
Design and construction supervision of JLOS House	Kampala	ILISO consulting (PTY) Ltd	2,025,600,000	174,074,503	1,851,525,497
Design and construction supervision appellate Court	Kampala	Habitat Consultants	1,542,725,000	119,298,000	1,423,427,000
Design and construction supervision Police Headquarters	Kampala	Arch Tech Consultants (U) Ltd	1,946,190,000		1,946,190,000

Funding Status of JLOS Development Partners:

Austria is providing both project and budget support and has made disbursements, Denmark is continuing to provide, programme support targeting the Judiciary, and sector wide technical assistance, Ireland is providing earmarked project support but suspended general budget support due to scandals in the Office of the Prime Minister. However a new country strategy is being developed. Sweden provided support for implementation of the SIPIII and the JLOs workplan and has just finalized a new country strategy. JLOS has been informed that disbursement modalities are being worked out.

Netherlands: The Netherlands' Government communicated a suspension of support to JLOS and this translates into a shortfall of over 6.5m Euro for FY 2014/15 which is about 50% of the JLOS SWAP budget for the financial year. The suspension also implies that activities we had pre financed in 2012/13 and 2013/14 with expectation of covering the expenditures when the Netherlands releases the 10% retained funds will not be funded. There is therefore a risk of breach of contract. For example construction of Justice centres in Kayunga, Wakiso, Ibanda and Kiboga are ongoing and may not be completed.

The Netherlands financed Capacity building programme under NICHE (Netherlands Initiative for Capacity Building in High Education) at LDC, UPS, UPF, MIA and JLOS/MUBS have also been affected.

Effects of the donor aid cuts

JLOS is working with glaring funding gaps and in the short term, a number of projects will be deferred or delayed for example the elimination of the bucket system in prisons, completing the chain of justice, prison decongestion, legal aid to the poor, community policing, staff training and skilling, case backlog reduction. The cuts also will weaken the role of the state in exerting the rule of law. It is in the interest of all to have a system that protects life and property and investment. Without a strong rule of law it will be hard to ensure a conducive environment for investment. The rule of law is the basic foundation for all economic activity and the protection of rights. Aid cuts to the rule of law institutions in a country such as Uganda which is in a transition will adversely affect the poor and marginalized groups. There is need for efficient Courts and justice systems to ensure that rights are protected. The current engagement between the development partners and justice agencies is important in ensuring that we have a system that protects vulnerable groups

Direct aid cuts to the JLOS will **undermine some of the gains made over the past** in enhancing access to justice for the poor and marginalized. Implicitly, the right to fast and expedient justice will be trampled as a result of reduced resources that hitherto supported key activities such as investigations, decongestion, case backlog reduction, de-concentration of services legal aid, human rights promotion and protection within the public and key institutions such as the Uganda Police Force, Uganda Prisons Service, among others.

Stagnation in capacity building programs geared at spurring reforms has been registered in some specific institutions. The NICHE program and all beneficiaries thereunder were brought to a sudden halt without paying regard to the critical objective and intended outcomes of the capacity building program. The capacity building was geared towards empowering JLOS staff to be more effective and responsive to human rights standards in service delivery. The termination will further undermine the process of improving the quality of JLOS service delivery and human rights sensitivity by the different JLOS institutions.

The Sector is also likely to suffer a **constriction in extensive /outreach activities and pro-active service delivery**, and focus on only the traditional key areas of administration of justice. Many of the JLOS reform programs are directly supported by Development Partners with the understanding that Government will take over completely. This support that is tagged to key reform programs such as the NICHE, Justice Centres among others. With only 46% of the districts so far having the infrastructure for a complete chain justice, crime rates at 273 for every 100,000 over 38% prisons still using the bucket system, only one warder for 10 prisoners, caseload per judge at over 1250 cases, any disruption of the reform Programme is going to worsen the above situation. We are likely to experience rapidly growing case backlog, prison congestion, violation of rights, poor service delivery and breakdown in the rule of law.

5.0 KEY CHALLENGES

Enforcement of laws: The rule of law is not just about the enactment of laws, nor about their simplification, it is the enforcement of the law in practice that counts. The sector is therefore investing in the creation of legal and procedural awareness and the provision of resources necessary for the effective enforcement of enacted legislation.

Access to JLOS services: JLOS services remains largely inaccessible outside of urban settings and particularly for socially and economically disadvantaged groups. Institutional barriers to access to JLOS Services, such as technical, cost and related barriers to access to the services of the frontline JLOS institutions must be addressed and the sector must ensure that vulnerable people access JLOS services.

Performance and institutional productivity: JLOS Service Delivery and institutional productivity remain low, there is therefore need to address the functionality of institutions and ensuring institutional and individual performance accountability. There is therefore need to urgently staff the JLOS institutions with the right number and quality of staff that are reasonably remunerated and facilitated to perform.

Public perception of corruption in JLOS institutions: the public continuously ranks the sector institutions among the top corrupt agencies. To address this perception the sector must fully implement the JLOS anti-corruption strategy without delay.

Welfare of staff especially in police and prisons: the general living conditions of our uniformed officers and men in police and prisons remains poor to the greatest extent. The sector must therefore prioritize access to a house and clean water to the staff in uniform.

Delay to constitute Local Council Court: the sector believes Local Council Courts are vital in the delivery of justice in communities. The sector has continued to invest in building the capacity of the LCC to deliver justice. However the continued delay to elect LCI and II has negatively affected the sector efforts. It is therefore important the councils are fully constituted and made operational.

Limited capital budgets, suspension of aid by some JLOS DPG and high cost of rent: sector institutions continue to wallow with the high cost of rent for office accommodation and yet the capital development funds allocated to them cannot allow them construct office accommodation. This is also complicated by the fact that The Royal Netherlands Government suspended aid to JLOS following the passing of Anti Homosexuality Act which was later on nullified by the Constitutional Court. The government is therefore urged to support the sector bid to put up office accommodation under the JLOS House Project.

Annex 1. PRISONS UNITS WITH HUMAN RIGHTS COMMITTEES

1	Aber	46	Fort-Portal(m)	91	Kibaale	136	Muinaina	181	Pader
2	Adjuman	47	Giligili	92	Kidera	137	Mubuku	182	Pece
3	Agule	48	Gulu(m)	93	Kigandalo	138	Maruzi	183	Prisons Band
4	Amuria	49	Gulu(w)	94	Kigo(w)	139	Matete	184	PTS
5	Arua	50	Hoima	95	Kigo(m)	140	Makulubita	185	Rakai
6	Amolatar	51	Ibuga	96	Kiburara	141	Mbale(w)	186	Ragem
7	Arocha	52	Iganga	97	Kigumba	142	Mbale(m)	187	Ruimi
8	Amita	53	Isimba	98	Kiryandongo	143	Mbarara(w)	188	Rukooki
9	Alebtong	54	Imanyiro	99	Kisoko	144	Mbarara(m)	189	Sembabule
10	Bamunanika	55	Ikulwe	100	Kisoro	145	Moyo	190	Sentema
11	Bigasa	56	Ivukula	101	Kitala	146	Moroto	191	Ssaza
12	Biiso	57	Isingiro	102	Kitalya	147	Mugoye	192	Wakyato
13	Bufulubi	58	Jinja(.R)	103	Kitanda	148	Muduuma	193	Upper
14	Bubulo	59	Kabonera	104	Kitgum	149	Mukungwe	194	Masindi(m)
15	Budaka	60	Kabula	105	Kitwe	150	Mutukula	195	Paida
16	Bugembe	61	Kabira	106	Kumi	151	Nagojje	196	Mukujju
17	Bugungu YP	62	Kibiito	107	Kibuku	152	Nakifuma	197	Isimba
18	Bugungu YO	63	Kagoma	108	Kityerera	153	Nakisunga	198	Soroti(w)
19	Budaka	64	Kaiti	109	Koboko	154	Namalembe	199	Soroti(m)
20	Bugambe	65	Kakiika	110	Kole	155	Nabwigulu	200	Bukwo
21	Buikwe	66	Kacheera	111	Kotido	156	Nawanyago		
22	Bubukwanga	67	Kakira	112	Kwania	157	Namungalwe		
23	Bwera	68	Kakuuto	113	Kyamulibwa	158	Namalu		
24	Bukomero	69	Kalangala	114	Kyazanga	159	Nyabuhikye		
25	Bukedea	70	Kakoro	115	Kyakasengura	160	Ndagwe		
26	B/Security	71	Kalisizo	116	Kyanamukaka	161	Ndorwa		
27	Bulaula	72	Kaliro	117	Kyegegwa	162	Nebbi		
28	Bukulula	73	Kalungu	118	Kyenjojo	163	Ngenge		
29	Busaana	74	Kampala(.R)	119	Lira(m)	164	Ngora		
30	Busede	75	Kapeeka	120	Loro	165	Ngoma		
31	Busesa	76	Kamuli	121	Lobule	166	Ngogwe		
32	Bushenyi	77	Kamuge	122	Lugazi	167	Ntenjeru		
33	Butagaya	78	Kangulumira	123	Lukaya	168	Ntungamo		
34	Butenga	79	Kanungu	124	Luzira(w)	169	Ntusi		
35	Butiti	80	Kasaali	125	Lwabenge	170	Nyabirongo		
36	Butaleja	81	Kaladima	126	Lwamaggwa	171	Nyimbwa		
37	Bugembe	82	Kassanda	127	Lwebitakuli	172	Olia		
38	Bugiri	83	Kasangati	128	Lwemiyaga	173	Oyam		
39	Butoolo	84	Kanoni	129	Lwengo	174	Otuke		
40	Butuntumula	85	Katakwi	130	M/Bay	175	Masaka		
41	Buwama	86	Kauga	131	Masafu	176	Masindi(w)		
42	Buwambo	87	Kayanja	132	Kisekka	177	Lira(w)		
43	Buwunga	88	Kapchorwa	133	Kayonza	178	Maiha		
44	Buyende	89	Buyinja	134	Kiboga	179	Mityana		
45	Butenga	90	Fort-Portal(w)	135	Kiyunga	180	Mpigi		

ANNEX 2. THE JUSTICE LAW AND ORDER SECTOR WORK PLAN FY 2013/14 - BUDGET PERFORMANCE

Code	Specific Activities	Status of Implementation	F- Institutions	G-Approved budget	GOU	Netherland	Sweden	Others	Total released
1.0.	OUT COME 1: STRENGTHENED LEGAL AND POLICY FRAMEWORK								
1.1.1.1	Review the Prisons Standing Orders (Part 1,2,&3) to match with the Prisons Act 2006 and Prisons Regulations 2012 and Develop a policy and guidelines on use of prisoners' labour	Part 2 of the standing orders has already been revised. Part 1&3 have not been revised due to shortage of funds	UPS	100,000	100,000				100,000
1.1.1.2	Review LDC Act and make proposals for amendment	Meeting with stakeholders took place. Proposals were made and submitted to LDC Management Committee for consideration before they can be forwarded to the Ministry of Justice and Constitutional Affairs.	LDC	10,000	10,000				10,000
1.1.1.3	Review the Birth & Death Registration Act and policy	Finalized Terms of Reference for the Consultant, activity implementation planning commencement of procurement	URSB	30,000	25000		5,000		30,000
	undertake countrywide Consultations with key stakeholders		ULRC	30,000	10000	20,000			30,000
	Prepare Report and Bill	(i) Consultation papers were reviewed and considered by the taskforce and approved.	ULRC	10,000	5,000	5,000			10,000

Code	Specific Activities	Status of Implementation	F-Institutions	G-Approved budget	GOU	Netherland	Sweden	Others	Total released
	Undertake Advocacy for the bill	(ii) Field consultations were conducted in the four regions of the country.	ULRC	25,000	19,750	5,250			25,000
	Print Study Report and Bill	(iii) Study report and draft bill finalised	ULRC	-					-
1.1.1.5	Develop legislation to govern Electronic Funds Transfer								
	Review and prepare consultation / issues paper	i) Consultation papers were reviewed and considered by the taskforce and approved.	ULRC	-					-
	undertake countrywide consultations with stakeholders (Bankers, Microfinance, other providers)	(ii) Field consultations were conducted in the four regions of the country.	ULRC	75,000	50,000	25,000			75,000
	Benchmark for best practices	(iii) Benchmarking done in UK and Kenya	ULRC	-					-
	Prepare Report and Bill	(iv) Study report and draft bill prepared	ULRC	4,000	4,000				4,000
	Hold consensus building workshop for the bill		ULRC	25,000	10,000	15,000			25,000
	Print Study Report and Bill		ULRC	10,000	5,000	5,000			10,000
1.1.1.6	Review the Prisons Act								
	undertake field consultations	(i) Preliminary consultations were conducted with major stakeholders leading to the development of an issues paper to guide the consultations.	ULRC	50,000	30,000	20,000			50,000

Code	Specific Activities	Status of Implementation	F-Institutions	G-Approved budget	GOU	Netherland	Sweden	Others	Total released
	Prepare Report and Bill	(ii) Field consultations conducted in the four major regions of the country.	ULRC	4,000	4,000				4,000
	Hold Consensus building workshop	(iii) Study report and draft bill finalised	ULRC	18,000	10,000	8,000			18,000
	Publish the study report		ULRC	5,000	5,000				5,000
1.1.1.7	complete the review of the ULS and Advocates' Acts	A meeting between the Uganda Law Society Executive Council and the Law Council was held in September 2013 to validate the Report on the proposed amendments to the Advocates Act. The ULS Adhoc Committee on review the Advocates (Remuneration & Taxation of Costs) Rules held three meetings to review the regulations as well as regional and international legislation on remuneration and Taxation of costs. The draft Report will be presented to entire ULS membership and stakeholders for input and comments and subsequently submitted to the Law Council for submission to the Rules Committee.	ULS	10,000	5,000		5,000		10,000

Code	Specific Activities	Status of Implementation	F-Institutions	G-Approved budget	GOU	Netherland	Sweden	Others	Total released
1.1.1.8	Develop Identification Act to establish national criminal DNA databank	The First Parliamentary Council is drafting the Bill	MIA/DGAL	100,000	83,000	17,000			100,000
1.1.2.1	Fast track reform of Succession laws (Admin Gen's Act, Succession Act, Estates of missing persons (Mgt) Act, Probate Proceeding Act e.t.c) in partnership with FPC and ULRC	Sensitization/advocacy with Members of Parliament on the Draft Succession and Administrator General (Amendment) Bills done.	MoJCA/ Admin Gen	25,000	16,606	3,024			19,630
1.1.2.2	Finance Technical Assistance for Legislative Drafting	Legislation drafted; Staff mentored and supervised; On job training for attorneys	MoJCA/FPC	340,000	340,000				340,000
1.1.2.3	Finalise the law on witness and victim protection		Secretariat-2	100,000	50,000	50,000			100,000
1.1.2.4	Undertake pre enactment advocacy on Succession (Amendment) Bill and Administrator General (Amendment) Bill	Advocacy workshop on succession laws (Succession Amendment Bill & Administrator Generals Amendment Bill) was conducted for Members of Parliament. 2 radio programs were run on Baba FM and NBS FM in Jinja.	ULRC	20,000		20,000			20,000
1.1.2.5	Complete development of legislation on Financial Leasing	Study report and draft bill finalised	ULRC	20,000		20,000			20,000
	undertake advocacy with Members of Parliament		ULRC	50,000	30,000		20,000		50,000

Code	Specific Activities	Status of Implementation	F-Institutions	G-Approved budget	GOU	Netherland	Sweden	Others	Total released
1.1.3.1	Undertake countrywide consultations with stakeholders on reform of electoral laws.	i) Field consultations conducted in the four major regions of the country. Benchmarking done, Dta entry and analysis completed , draty study repport in place	ULRC	150,000	55,000	75,000	20,000		150,000
1.1.4.1	Review the Probation Act (5 workshops)	Consultancy Service procured to review Probation function/ Probation Act. Draft report being compiled to be submitted first week of September 2014	MoGLSD	100,000	65,000		30,000		95,000
1.1.4.2	Develop JLOS Strategy to improve competitiveness		Secretariat-2	50,000		50,000			50,000
1.1.4.3	Develop Firearms regulations	Held 5 consultation meetings with legal drafting committee and stake holders. Developed a zero draft fire arms regulations	MIA/NFP	21,850	11,850	10,000			21,850
1.1.4.4	Finalise DGAL Enabling Law (Regional comparative study, international comparative studies)	Bench marking undertaken in Tanzania. The purpose was to study their systems to facilitate finalisation of the drafting of the enabling law	MIA/DGAL	20,000	15,000	5,000			20,000

Code	Specific Activities	Status of Implementation	F-Institutions	G-Approved budget	GOU	Netherland	Sweden	Others	Total released
1.2.1.1	Promote the activities of NGOs	Placed adverts on radios and TV's inviting NGOs to submit their updated profiles. This has resulted into a updated information on NGOs which generated and synthesised in e-format. This has simplified access to this information by users	MIA/NGO	50,000	35,000	15,000			50,000
1.2.1.2	Finalise Administration of Justice Bill		Sector Wide	-					-
1.3.1.1	Carry out bar-bench meetings in High Court Circuits (one meeting per quarter in 2 High court circuits)	Four Bar Bench meetings were held in upcountry courts	Judiciary	20,000	20,000				20,000
1.3.1.2	Carry out 1 bar-bench meetings with High Court	A total of 4 bar bench fora/meetings were held during the reporting period with the Land Division, Executions & Bailiffs Divisions on how best the delivery of justice can be improved, made more efficient and effective as well as meetings with the Principal Judge; Chief Registrar and the ULS Executive Council/ Management regarding judiciary staffing, criminal justice, state of remand homes; delayed judgments; a proposal of having advocates act as judges on a temporal basis to clear the backlog in the system as well as integrity issues.	ULS	20,000	10,500		8,000		18,500

Code	Specific Activities	Status of Implementation	F-Institutions	G-Approved budget	GOU	Netherland	Sweden	Others	Total released
1.3.1.3	Train Officers in Performance Mgt, ROM, Strategic Management, Planning and M&E+Organise Interface with judicial officers on target setting, planning and budgeting and M&E	This activity is pending approval by the Judiciary Training Committee	Judiciary	200,000	113,000	25,000			138,000
1.3.1.4	Review work process review and update to increase speed in all directorates and departments	Review of Ministry processes as well as client charter are ongoing. Consultative meetings held for support staff, middle and senior managers	MoJCA/FA	50,000	31,988				31,988
1.3.1.5	Roll out Small Claims procedure to other 10 more courts of Mbarara, Jinja, Gulu, Mukono, Nakawa, Nabweru, Fort Portal, Rukungiri, Entebbe and Masindi	Small Claims was rolled out to the respective Chief Magistrate Courts. In addition, 43 Grade One Magistrates were trained in SCP in preparation for further roll out	Judiciary	150,000	120,000	15,000			135,000
1.3.1.6	Implement the use of sentencing guidelines in all courts		Secretariat-2	200,000		200,000			200,000
1.3.1.7	Sensitise and Disseminate mediation guidelines for Commercial Courts and other courts		Judiciary	200,000	160,000				160,000
1.3.1.8	Develop and implement internal and external legislative tracking system	Engaged NITA to develop specifications for linking the stakeholder institutions for legislative tracking system	MoJCA/FPC	40,000	25,356				25,356

Code	Specific Activities	Status of Implementation	F- Institutions	G-Approved budget	GOU	Netherland	Sweden	Others	Total released
1.3.1.9	Set up internal performance standards for improved performance and accountability	Conducted monitoring in the districts Buikwe, Jinja, Iganga, Mbale, Tororo, Busia, Manafwa, Sironko and Bukedea; conducted the review of Ministry activities	MIA/Hqtrs	30,000	15,000	15,000			30,000
1.3.1.10	Develop standards for prosecutors in handling children & SGBV cases		DPP	55,000	55,000				55,000
1.3.1.11	Develop materials for minimum submission standards of exhibits handling at DGAL	Draft Prosecutors' standards manual for handling Children & SGBV cases in place.	MIA/DGAL	30,000	25,000	5,000			30,000
1.3.1.12	Hold Annual SIP III Review meeting and publish the Annual Report	The process of writing the Annual Report has started. Preliminary meetings and report compilation are on going. The report will be ready by the end of the FY	Judiciary	50,000	45,000				45,000
1.3.1.13	Develop a user's handbook on community service	Two consultative meetings held in Eastern and Western regions. Draft handbook in place awaiting discussion by the National Committee and other National level stakeholders	MIA/NCSP	50,000	50,000				50,000

Code	Specific Activities	Status of Implementation	F- Institutions	G-Approved budget	GOU	Netherland	Sweden	Others	Total released
1.3.2.1	12 JSC Investigation trips undertaken	Five investigation trips were carried out and concluded in the districts of Mbarara, Masaka, Ntungamo, Kabale, Rakai, Lyantonde, Kapchorwa, Palisa, Mbale, Sironko, Bukwo, Butareja, Kumi, Soroti, Katakwi, Kaberamaido, Amuria, Tororo, Bugiri, Iganga, Jinja, Mukono, Kamuli, Busia, Kamwengye, Kanungu, Rukungiri, Bushenyi, Ibanda and shhema. Nabweru, High court, Buganda Road, Jinja, Mayuge, Buyende and Kaliro	JSC	80,400	50,100		20,000		70,100
1.3.2.2	Hold 12 Disciplinary Committee meetings to conclude 10 cases each	Held six disciplinary committee meetings and concluded 52 files.	JSC	172,210	85,100		30,000		115,100
1.3.2.3	Hold a retreat to clear the case backlog		JSC	21,400	21,400				21,400
1.3.2.4	development capacity of local governments in making bye laws	20 officials from districts of Mpigi, Wakiso and Mukono trained in making ordinances.	MoJCA/FPC	60,000	50,966				50,966
1.3.2.5	Develop the capacity of NGO Monitoring Committees in line with NGO Policy 2010	Trained the NGO monitoring committees for KCCA --	MIA/NGO	90,000	45,000	45,000			90,000
1.3.3.1	Automate and link work processes		DCIC	200,000	50,000	3,000	85,000		138,000

Code	Specific Activities	Status of Implementation	F- Institutions	G-Approved budget	GOU	Netherland	Sweden	Others	Total released
1.3.3.2	Interconnect borders with headquarter and regional offices (PISCES)		DCIC	150,000	65,000				65,000
1.3.3.3	Building capacity to combat human trafficking			-					-
	undertake prosecution led Investigations in cases of human trafficking	43 prosecution led Investigation cases in human trafficking handled, however some cases are still ongoing	DPP/DCIC	75,000	75,000				75,000
	Train customs and immigration officers		DCIC	30,000	25,000	5,000			30,000
	sensitise Stakeholders on Human trafficking		DCIC	100,000	74,842	5,000			79,842
1.3.3.4	Develop standard manual for management of cases of drug and human trafficking		DCIC	20,000	20,000	20,000			40,000
1.3.3.5	Develop automation strategy for DCIC and URSB		Secretariat-2	100,000	25,000	75,000			100,000
1.3.4.1	Equip 2 passport centres		DCIC	12,000	9,000	3,000			12,000
1.3.4.2	Hold public sensitisation clinics and print public user guides to increase access to public education on immigration services.		DCIC	15,000	10,000				10,000
1.3.4.3	Carry out immigration staff capacity building		DCIC	18,000	18,000				18,000
1.3.5.1	Train staff in Team building and Customer care	Activity planned for 22nd March 2014	URSB	8,750	8,750				8,750
1.3.5.2	Establish a customer care desk in regional offices	8 staff trained in customer care, 4 in complaints handling,	TAT	30,000	28,000				28,000

Code	Specific Activities	Status of Implementation	F-Institutions	G-Approved budget	GOU	Netherland	Sweden	Others	Total released
1.3.5.3	Institutionalise M&E framework in JLOS institutions and undertake M&E		Secretariat-2	200,000	100,000	100,000			200,000
1.3.5.4	Awareness of Statutory Instruments under review for Births, Deaths and Marriages	Statutory Instruments have already been approved and ready for gazetting in the 2nd half of the Financial Year.	URSB	20,000	7,500	5,000	7,500		20,000
1.3.5.5	Conduct study visits to Chirundu (Zambia) on One Stop Border concept		DCIC	15,000	10,000				10,000
1.3.5.6	Print JLOS priority 10 bills and laws	19 Bills had been drafted and published; and 20 Acts published, 67 Statutory Instruments, 3 Ordinance and 9 Legal notices were published.	MoJCA/FPC	30,000	15,500				15,500
1.4.1.1	Disseminate the National Firearms Policy 2010	1000 copies of the National Fire Arms Policy printed and disseminated. Distributed 250 copies of the National Policy to stakeholders in the districts of Kayunga, Mpigi, Mubende, Luwero and Nakasongola.	MIA/NFPSALW	50,000	35,000	15,000			50,000
1.4.1.2	Develop ULS Council charter	Additional pocket size copies of the Council Charter were printed.	ULS	20,000	20,000				20,000
1.4.1.3	Draft Regulations for Industrial Properties Bill	Drafting of Regulations planned in 2 nd half of Financial Year	URSB	40,000	20,000	10,000	10,000		40,000

Code	Specific Activities	Status of Implementation	F-Institutions	G-Approved budget	GOU	Netherland	Sweden	Others	Total released
1.4.1.4	Draft Regulations for Geographical Indications Bill	Draft of Regulations made	URSB	20,000	5,000	5,000	10,000		20,000
1.4.2.1	Simplify print and disseminate case managements standards Manual from the revised client charter	4 meetings held. Manual being developed. Clients charter revised and translated to local languages	TAT	20,000	20,000				20,000
	Hold Radio talk shows to disseminate the manual	4 radio talk shows held in Arua, Mbale & Mbarara. Information brochures printed and distributed countrywide to support the radio shows	TAT	20,000	20,000				20,000
	facilitate Community dialogue (face to face interactions, Focus group discussions)		ULRC	100,000	30,000	40,000	30,000		100,000
	Advocacy for Members of Parliament		ULRC	-					-
1.4.3.2	Undertake Pre enactment advocacy on Free zones Bill	One advocacy workshop was conducted for members of Parliament consequent to which the bill was passed.	ULRC	58,000	33,000	15,000	10,000		58,000
1.5.1.1	Train 45 staff in pedagogical and strategic management.	25 lectures were trained in pedagogical skills .10 staff have trained in student centred learning methods at the University of Northambria.	LDC	45,000	35,000				35,000
1.5.1.3	On line legal resources	Subscriptions were made to Law Africa and Cambridge University Press for online law reports and E-books respectively.	LDC	40,000	40,000				40,000

Code	Specific Activities	Status of Implementation	F-Institutions	G-Approved budget	GOU	Netherland	Sweden	Others	Total released
1.5.1.5	Self issue machine for the LDC library	Procurement process is ongoing	LDC	10,000					-
1.5.1.6	Training of Trainers Sensitization of police officers on the Anti-Torture Act	90 officers drawn from the 26 Regions were trained as trainers (ToT) on Anti torture Act	UPF	87,800	650,000	20,000			670,000
1.5.1.7	start the revision of subsidiary laws 2000 edition and subsidiary laws passed between 2001-2012	Legal Audit of statutory instruments in the blue volumes and those passed between 2000 and 2013 completed. 4000 statutory instruments were identified. Revision of Statutory Instruments in the 2000 edition ongoing. Meetings to follow up queries were held with relevant stakeholders. Prepared a disposition table	ULRC	-					-
	Review subsidiary laws and Prepare disposition table	Prepared	ULRC	70,000	70,000				70,000
	Proof read 1st draft	On going	ULRC	15,000	10,000	5,000			15,000
1.5.1.8	Publish Principal laws, 2000 edition and laws passed between 2001-2012		ULRC	-					-
	statkholder meetings to review and approval of the draft revised edition before approval by Attorney General and publication	Held meetings for proofreading Vol I, III, IV, V, VI, VII & VIII ready for publication	ULRC	27,000	22,000	5,000			27,000
	Online Publication of the Principal laws, 7 th Edition over and printing of 200 statutory hard copies	A concept note for online publication was prepared. The online software is being developed. Terms of reference for online publication prepared. Procured a consultant to design a framework for electronic publication	ULRC	150,000	115,000	15,000	20,000		150,000

Code	Specific Activities	Status of Implementation	F-Institutions	G-Approved budget	GOU	Netherland	Sweden	Others	Total released
		Publish statutory copies of revised laws	ULRC	100,000	100,000				100,000
1.5.1.9	reprint and publish constitution		ULRC	-					-
	Print the Drafting Manual		ULRC	15,000	15,000				15,000
1.5.1.9	Review the Police Standing Orders (PSO) to align with the constitution, new legislations, new structure and Human rights aspects	Completed the review of both volumes of the Police Standing Orders and is awaiting to be presented before PAC (Police Advisory Committee)	UPF	45,000	30,000	10,000			40,000
1.5.1.10	Study on implementation of community service and its impact in Uganda - 12 yrs after inception	Procurement of Lead facilitator on going. Expected to be concluded by end of March 2014	MIA/NCSP	50,000	40,000	10,000			50,000
1.5.1.11	Procure modern equipment for NGO Board	Multipurpose photocopier procured.	MIA/NGO	10,000	10,000				10,000
1.5.1.12	Facilitation of JLOS Structures (112 DCCs, advisory board, RCCs)		Secretariat-2	1,000,000	225,000	600,000	175,000		
1.5.1.13	DCC,RCC, National Chain Link regional evaluation workshops		Secretariat-2	280,000	80,000	200,000			280,000
1.5.1.14	Facilitation and capacity building for PPU's		Secretariat-2	500,000	50,000	300,000	150,000		500,000
1.5.1.15	Review and enhance functionality of a MoJCA Uganda Legal Information website	Procurement ongoing. Awaiting full release of funds.	MoJCA/FPC	10,000	10,000				10,000

Code	Specific Activities	Status of Implementation	F-Institutions	G-Approved budget	GOU	Netherland	Sweden	Others	Total released
1.5.2.1	Conduct 3 sensitization meetings and workshops for stakeholders and users of the Business Registry and Acts	Sensitization meeting held in Mbarara during the launch of Mbarara Regional Office	URSB	45,000	24,139	10,000			34,139
1.5.2.2	4 User committee meetings for Business Registry	Meetings planned for last Half of the Financial Year. Funds committed towards procurement of inputs.	URSB	6,000		6,000			6,000
1.5.2.3	Procurement of materials for Business Registry	Funds committed, inputs supplied awaiting payment of supplier	URSB	25,000	25,000				25,000
1.5.2.4			URSB	15,000	10,000	5,000			15,000
1.5.2.5	Printing of materials for the business Registry	Materials printed and supplied awaiting payment of supplier	URSB	25,286	20,286	5,000			25,286
1.5.2.6	Printing of sensitization materials on Business e.g. names, Companies and documents registration	Materials printed and supplied awaiting payment of supplier	URSB	25,000	5,000	10,000			15,000
1.5.2.7	3 Trainings of staff in the Companies' Act, New Partnership Act and in Records Management	Staff Training in the Companies' Act conducted at the Mbarara Regional Office	URSB	10,000	5,000		5,000		10,000
1.5.2.8	Conduct 3 sensitization meetings and workshops for stakeholders including 1 for the Judges	1 Stakeholder sensitization workshop held in Mbarara district prior to opening of the Mbarara Regional Office.	URSB	50,000	30,000		20,000		50,000
1.5.2.9	Implementation of Trademarks Regulations (IP journal)	Amendment for the Trademark Regulations to provide for publication of the journal already with the FPC	URSB	2,000	2,000				2,000

Code	Specific Activities	Status of Implementation	F-Institutions	G-Approved budget	GOU	Netherland	Sweden	Others	Total released
1.5.2.10	World Intellectual Property day		URSB	26,000	16,000	5,000	5,000		26,000
1.5.2.11	4 User committee meetings for Intellectual Property registry	Meetings are planned for the 2 nd half of the Financial Year	URSB	6,000	6,000				6,000
1.5.2.12	Consultancy to review the doing business index in Uganda	Activity implementation planning complete and activity planned for 2 nd half of the Financial Year	URSB	50,000	21,000	14,000	15,000		50,000
1.5.3.1	Compliance to Business Registration Regulations	3 Radio talk shows on Compliance with the Companies' Act conducted	URSB	50,000	45,000		5,000		50,000
1.5.3.2	Accommodation of police Officers for National enforcement of IP	Procurement of Furniture is on-going.	URSB	15,000	10,000	5,000			15,000
1.5.3.4	Set up 10 rehabilitative projects	Procurement of equipment and seeds on going	MIA/NCSP	25,000	15,000	10,000			25,000
1.5.3.5	Support 30 existing rehabilitative projects	Facilitated 22 projects with inputs (seeds, fencing, sign posts, manure, nursery shades, brick moulding boxes etc). The projects facilitated included tree nurseries in Koboko, Lira, Gulu, Kitgum, Oyam, Nabweru, Mubende, Mpigi, Mbarara, Rukungiri, Bushenyi, Fortportal, Kiruhura, Iganga, Kaliro, Mbale, Bukedea, Ngora; and brick making in Kiryandongo, Sembabule and Lyantonde	MIA/NCSP	30,000	20,000	10,000			30,000

Code	Specific Activities	Status of Implementation	F-Institutions	G-Approved budget	GOU	Netherland	Sweden	Others	Total released
1.5.3.6	Train 15 staff in community offender rehabilitation, reintegration and management	Three staff traveled to Netherlands to benchmark on rehabilitation and reintegration of offenders	MIA/NCSP	60,000	40,000	20,000			60,000
1.5.3.7	Implement offender social reintegration workflows	1196 reintegrated, 49 reconciliatory meetings held, 945 offenders counselled, 217 home visits made, 34 peer support persons identified, 24 victims offered psychosocial support	MIA/NCSP	67,000	67,000				67,000
1.5.3.8	Engage Universities teaching Criminology/criminal Justice on matters of collaboration & research	Consultations concluded with College of Natural Sciences in Makerere accepting to take on the developed modules for Msc. Forensic Chemistry	MIA/DGAL	3,000	3,000				3,000
1.5.3.9	Collaboration meetings with CSO & other stakeholders to address root causes of conflict	Facilitated district peace committee of Amudat, Kween and Napak to conduct peace meetings with CSOs	MIA/NFP	5,000	5,000				5,000
1.5.3.10	Print Prisons Rules and Regulations and Prisons Standing Orders	Printing awaits completion of the review process.	UPS	30,000	20,000	10,000			30,000
1.5.5.1	Development of strategy on the management of Remand and Rehabilitation Homes.	Secured facilitator to write management guidelines for juvenile institutions. Ministry to hold stakeholders consensus workshop.	MoGLSD	50,000	30,000		20,000		50,000

Code	Specific Activities	Status of Implementation	F-Institutions	G-Approved budget	GOU	Netherland	Sweden	Others	Total released
1.5.5.2	Strengthen rehabilitation programmes in the Remand Homes and Rehabilitation Centres- Kampiringisa	5 sewing machines purchased for juvenile activities at Kampiringisa National Rehabilitation Center for making juvenile uniforms and beddings for all homes. Purchased educational materials for juveniles	MoGLSD	30,000	30,000				30,000
		Purchased indoor and outdoor games for Remand Homes Naguru, Mbale, Fort Portal	MoGLSD	3,600	3,452				3,452
		Held refresher trainings for staff in institutions	MoGLSD	8,000	8,000				8,000
		-Kampiringisa National Rehabilitation Center	MoGLSD	5,000	5,000				5,000
1.5.5.3		Capacity Building for staff at Kampiringisa	MoGLSD	30,000	30,000				30,000
1.6.1.1	Pre enactment advocacy on Witness Protection Bill	Mbale remand Homes	ULRC	-					-
	Advocacy for Members of Parliament		ULRC	100,000	90,000	10,000			100,000
			Secretariat-2	100,000		100,000			100,000
1.6.1.4	Operationalisation of Transitional Justice policy	-Gulu	Secretariat-2	200,000	100,000	100,000			200,000
1.8.1.1	facilitate 2 members of staff to attend consultative meeting and offer advise on human rights during the formulation of the EAC laws	Three members of staff participated in the forum of EAC National human rights Commission in Arusha, Tanzania	UHRC	30,000	5,000	25,000			30,000

Code	Specific Activities	Status of Implementation	F-Institutions	G-Approved budget	GOU	Netherland	Sweden	Others	Total released
1.8.1.2	Uganda representation at EAC negotiations and approximation of EAC municipal laws	Ministry attended and participated in meetings at the various levels of the Council and the Sectoral Council.	MoJCA	60,000	26,000				26,000
		i) Chaired the EAC meetings of the subcommittee and task force on approximation of laws in the EAC context, consequent to which, Principles for harmonization of Intellectual Property laws in the EAC context identified ii) Participated in meetings of the Legal and Judicial Affairs Committee and the Council of Ministers, leading to the development of protocols e.g. Monetary Union iii) Second batch of laws for alignment to the Common Market protocol identified iv) Terms of Reference for the consultant for alignment of laws to the Common Market Protocol developed and contracting process commenced in partnership with Trade mark East Africa	ULRC	30,000	30,000				30,000
1.8.3.1	Cooperate with international partners to enhance capacity for prosecuting new cross border crimes	1 MoU between Uganda and S. Africa is under development	DPP	78,700	78,700				78,700
1.8.3.2	Conduct satellite checks / Border surveillance		DCIC	120,000		120,000			120,000

Code	Specific Activities	Status of Implementation	F-Institutions	G-Approved budget	GOU	Netherland	Sweden	Others	Total released
1.8.3.3	Procure security equipments(fraud detectors, security stamps)		DCIC	100,000			60000		60,000
1.8.3.4	Implement the EAC sectoral council on inter state security resolutions for Prisons and Correctional institutions)*on training and exchange programmes by NCS	Participated in the 4th EAC Prisons/ Corrections Meeting held in Nairobi to discuss the workplan for 2014 and harmonisation of the training curriculum.	MIA/NCSP	20,000	10,000	10,000			20,000
2.0.	OUTCOME 2. ACCESS TO JLOS SERVICES ENHANCED								
2.1.1.1	Complete construction, equipping and furnishing of Kabale court	Kabale High Court Construction is on going Construction is on the First Floor	Judiciary	235,000	35,000	200,000			235,000
2.1.1.2	Rehabilitate Makindye Court	Completed renovation of of Jijina and Soroti High Courts	Judiciary	-					-
2.1.1.3	Constructions of new Justice Centre at Ibanda (UPF, Court and DPP)		Secretariat-2	1,400,000		1,000,000	400,000		
2.1.1.4	Constructions of new Justice centre at Wakiso (UPF, DPP and Court		Secretariat-2	1,300,000		950,000	350,000		
2.1.1.6	Constructions of new Justice centre at Kiboga (court Hall, DPP and UPF)		Secretariat-2	1,000,000		700,000	300,000		
2.1.1.7	Constructions of new Justice centre at Koboko (DPP)		Secretariat-2	300,000		200,000	100,000		300,000
2.1.1.8	Supervision of construction works above	Supervision done in sites with on going constructions	Judiciary	200,000	80,000	100,000			180,000

Code	Specific Activities	Status of Implementation	F-Institutions	G-Approved budget	GOU	Netherland	Sweden	Others	Total released
2.1.1.12	Procurement of furniture and equipment for Lamwo		Secretariat-2	60,000		60,000			60,000
2.1.1.13	Procurement of furniture and equipment for Bundibugyo		Secretariat-2	60,000		60,000			60,000
2.1.1.14	Procurement of furniture and equipment for Isingiro		Secretariat-2	60,000		60,000			60,000
2.1.1.15	Procurement of furniture and equipment for Kayunga		Secretariat-2	60,000		60,000			60,000
2.1.1.16	Procurement of furniture and equipment for Kiboga		Secretariat-2	-					-
2.1.1.17	Procurement of furniture and equipment for Kyenjojo		Secretariat-2	80,000		60,000			60,000
2.1.1.18	Procurement of furniture and equipment for Kibuku		Secretariat-2	30,000		30,000			30,000
2.1.1.19	Procurement of furniture and equipment for Bulambuli		Secretariat-2	30,000		30,000			30,000
2.1.1.20	Open & resource 8 new DPP offices	4 offices opened in; Alebtong, Gombe, Serere and Sheema. Procurement of computers, photocopiers, furniture for the 4 stations and other 4 stations is ongoing	DPP	200,000	100,000	100,000			200,000
2.1.1.21	Construct Ngom Oromo and Ntoroko border posts		DCIC	500,000	40,000	200,000	300,000		540,000

Code	Specific Activities	Status of Implementation	F- Institutions	G-Approved budget	GOU	Netherland	Sweden	Others	Total released
2.1.1.22	Construct staff accommodation at Mpondwe and Oraba		DCIC	200,000	40,000	50,000	100,000		190,000
2.1.1.23	Construction of reception center at Isingiro	Construction work is at slab level and expected completion is December, 2014.	UPS	400,000	70,000	300,000	30,000		400,000
2.1.1.24	Construction of reception center at Kabong	The site was handed over to the contractor. Work is ongoing and the expected date of completion is January 2015.	UPS	400,000	80,000	300,000	30,000		410,000
2.1.1.25	Construction of reception center at Amuru	The site was handed over to the contractor. Work is ongoing and the expected date of completion is January 2015.	UPS	400,000	60,000	300,000	40,000		400,000
2.1.1.26	Complete of construction of LDC Auditorium	Auditorium has been roofed. Internal works of tiling, air-conditioning are still ongoing.	LDC	700,000		700,000			700,000
2.1.1.27	Supervise on going construction works	Supervision work was undertaken on construction sites in Kapchorwa, Kanungu, Kasese, Kalangala, Ntungamo, Gulu, Busia, Kumi, Amuru and reports produced.	DPP	25,000	15,000	10,000			25,000
2.1.1.28	Carry out major renovation of 3 DPP buildings (including provision of ramps) in Fortportal, Mbale & Masaka.	Masaka & Fortportal- Sites handed over to the contractor. Mbale- renovation of septic tank complete. Arua- renovation and Lira- renovation on going.	DPP	200,000	50,000	150,000			200,000

Code	Specific Activities	Status of Implementation	F-Institutions	G-Approved budget	GOU	Netherland	Sweden	Others	Total released
2.1.1.29	Construct guard houses, External water tank & toilets in 7 existing DPP stations in Paidha, Nebbi, Arua, Moyo, Adjumani, Kotido & Soroti	Sites handed over to the contractor.	DPP	60,000	10,000	50,000			60,000
2.1.1.30	Construct and furnish 1 new DPP office in Kapchorwa	Sites handed over to the contractor.	DPP	400,000	160,000	240,000			400,000
2.1.1.31	Construct a fence at Nagalama Dog Breeding center	The construction of the fence is near completion	UPF	80,000	25,000	40,000			65,000
2.1.1.32	Supervision of construction projects across the country	Two Monitoring and evaluation visits were conducted for PRDP and General Construction sites across the country. Notable progress in completion has been made with few sites yet to be completed under PRDP. These are Zonal ASTU offices of Lapono, Orom, Kapelabyong, Kolir and Amudat and Stations of Kabaramaido, Kaabong and Ollim PTS.	UPF	60,000	20,000	25,000			45,000
2.1.1.33	Construct a Police Station at Koboko	The funds was re allocated for the construction of Kyenjojo Police Station, the construction of Koboko station is to be taken by the Justice community centres program under JLOS Secretariat	UPF	500,000		450,000	50,000		500,000
2.1.1.34	Build ramps & modify counters at border posts		DCIC	50,008	31,472				31,472

Code	Specific Activities	Status of Implementation	F-Institutions	G-Approved budget	GOU	Netherland	Sweden	Others	Total released
2.1.1.35	Facilitation of construction committee and supervision of works		Secretariat-2	200,000	50,000	100,000			150,000
2.1.1.36	Phase II Construction of Justice Centre (mini-JLOS) for UPF in Kyenjojo		secretariat-2	500,000	100,000	300,000			400,000
2.1.1.37	Contribution toward construction of a ULS Resource Centre	In final stages of contracting the consultants for construction.	ULS	300,000	2,000	293,000	5,000		300,000
2.1.1.38	Maintenance of regional buildings, equipment and office furniture.	Procurement for major repairs in Mbarara initiated.	MoJCA/FA	30,000	29,155				29,155
2.1.1.39	Completion of Mbale - 500m, Moroto Mini JLOS House - 900m and Moroto Staff Quarters - 500m	Mini-JLOS house and staff qtrs in Karamoja completed and commissioned. Mbale regional office also completed.	MoJCA/FA	700,000	140,000	500,000	60,000		700,000
2.1.1.40	Modern Partitioning, equipping and resource the Admin. Gen's office	The 3 rd floor of the Administrator General's offices was successfully partitioned.	MoJCA/ Admin Gen	50,000	30,000	20,000			50,000
2.1.1.41	Furnishing the Registry with metallic shelves and lockable cabinets for records	Offices renovated, placing placards on doors to ensure that the public locates the proper office for quicker assistance. Sliding Glass shutters were installed to the metallic shelves in the Department's Registry for better security and storage of files.	MoJCA/ Admin Gen	30,000		30,000			30,000

Code	Specific Activities	Status of Implementation	F-Institutions	G-Approved budget	GOU	Netherland	Sweden	Others	Total released
2.1.1.142	Provide Legal Reference materials for the libraries at the Court of Appeal	The procurement process is on going. An LPO has been issued and the Court awaits delivery	Judiciary	240,000	165,000				165,000
2.1.1.143	Re-Engineer the Court Case Administration System (CCAS) to incorporate new user requirements including e-filing	Evaluation of bids is on going. Technical Report is expected by 25th Dec 2013, Financial Evaluation by 26th January 2014 and the Contract is expected to be signed by March 2014	Judiciary	300,000	80,000	100,000			180,000
2.1.1.144	Acquire Court Recording equipment for Kabale, Soroti and Masaka High Courts, Civil Divisions (2) and one (1) for each of the Chief Magistrates Court at the High Court Circuit Headquarters - Totaling to 12No. + LDC court	Request for Direct procurement is being sought from PPDA. Contract is expected to be signed in January and delivery as well as installation completed by May 2014	Judiciary	400,000	80,000	150,000			230,000
2.1.1.145	One (1) Heavy Duty Generator for the Judicial Studies Institute and DPP		Judiciary/ JSI	50,000	50,000				50,000
2.1.1.146	Procure & install Solar equipment in 5 stations (i.e. in Amuru, Nakapiripirit, Arua, Nebbi & Paidha.)	Contract awarded.	DPP	123,000		123,000			123,000
2.1.1.147	Procure 3 transport facilities for inspection at headquarters and field offices in Mubende & Bushenyi	4 pick -ups procured for up country stations.	DPP	360,000		360,000			360,000

Code	Specific Activities	Status of Implementation	F- Institutions	G-Approved budget	GOU	Netherland	Sweden	Others	Total released
2.1.1.48	Documentation and photography Cameras and accessories; Prisons forms and books	30 cameras were procured and are being distributed; procurement process for Prison forms and books is ongoing. Part of the funds (15m) were used for procuring Prison forms and books.	UPS	30,000	30,000				30,000
2.1.1.49	Computerisation of Prisoner data management software, hardware and data communication, VPN setup, Data center setup	Contract for the consultancy is at the Solicitor General's office for approval.	UPS	300,000		100,000			100,000
2.1.1.50	Computerise the LDC registry	System has been installed, staff have been trained on the system. There is now easy access to information.	LDC	34,000	30,000				30,000
2.1.1.51	LDC Model Court			0					-
	3 computers	Procurement process has been completed Waiting for delivery of recording equipment and computers. One photocopier and 3 computers have been delivered	LDC	9,000	9,000				9,000
	1 Photocopier		LDC	15,000	15,000				15,000
	1 Recording equipment		LDC	80,000	45,000	25,000			70,000
2.1.1.52	Set up wide area network to link departments	Procurement at award stage	MIA/Hqtrs	46,000	31,000	15,000			46,000
2.1.1.53	Improve local area network	2 CISCO switches procured	MIA/Hqtrs	38,000	8,000	30,000			38,000

Code	Specific Activities	Status of Implementation	F-Institutions	G-Approved budget	GOU	Netherland	Sweden	Others	Total released
2.1.1.54	Procure passport delivery Van		DCIC	150,000		150,000			150,000
2.1.1.55	Provide vehicles to facilitate Court Attendance, Estates inspection, monitoring supervision and inspection	Procurement process was initiated, advert issued out calling bidders. Close of Bids is 13 March 2014	MoJCA/FA	240,000		240,000			240,000
2.1.1.56	Retool and equip directorates and departments with computers	Request for proposals sent out	MoJCA/FA	48,000	48,000				48,000
2.1.1.57	2nd Phase of computerization of Administrator General's Dept - Land Registry & accounts completed	Computerization Phase II of the Land Registry completed. Computerization of the Accounts Section is currently on-going.	MoJCA/ Admin Gen	115,000	10,000	60,000			70,000
2.1.1.58	Interlinking of Administrator General's Regional offices with head offices (computerization)	Procurement process initiated, it is now at evaluation stage.	MoJCA/ Admin Gen	6,000		6,000			6,000
2.1.1.59	Purchase of 1 computer for data management in the central registry	2 computers for data management in the central registry were purchased. And now the computers are being used in registry for records management.	UHRC	4,000	4,000				4,000
2.1.1.60	Acquire court recording equipment for 2 Tribunal registries	2 meetings held. Procurement process for 1 recording equipment advanced stages	TAT	80,000	17,000				17,000
2.1.1.61	Inspect Government installations and Vital Infrastructure - GSO			0					-

Code	Specific Activities	Status of Implementation	F-Institutions	G-Approved budget	GOU	Netherland	Sweden	Others	Total released
	Consultancy to design a database for storage of data on vital government installations / information and management of explosives		MIA/GSO	20,000	5,000	15,000			20,000
	Specialised Camera	Initiated the procurement of the consultant to design the database	MIA/GSO	5,000	5,000				5,000
2.1.1.62	Laptops for field data capture	Initiated the procurement of the specialised camera	MIA/GSO	6,000	6,000				6,000
2.1.1.63	Equip and resource the PPU to strengthen Monitoring and Evaluation function	No release yet	MoJCA/PPU	40,000	12,000	20,000	8,000		40,000
2.1.1.64	Development of a Gender and HIV workplace policy	Procurement process underway as full release of funds is awaited. Draft policy in place.	MoJCA/FA	50,000	29,983				29,983
2.1.1.65	Development of a staff appraisal system	Consultations with staff are ongoing.	MoJCA/FA	20,000	10,000	10,000			20,000
2.1.1.66	Specialised training to enhance the capacity of commercial division and its registry	Sensitisation workshop in performance management for records and secretarial staff held in Oct 2013.	Judiciary	150,000	45,000				45,000
2.1.1.67	Specialised training in legislative drafting and Translating Policy into Legislation	Three staff trained in legislative drafting.	MoJCA/FPC	156,000	73,495	50,000			123,495
2.1.1.68	induction training and workshop		DPP	80,000	80,000				80,000
2.1.1.73	160 Judicial Officers Trained in Judgment Writing Skills and Land Justice for 5 days		Judiciary/ JSI	300,000	180,000	100,000			280,000

Code	Specific Activities	Status of Implementation	F- Institutions	G-Approved budget	GOU	Netherland	Sweden	Others	Total released
2.1.1.80	Train 12 AC staff on reintegration, monitoring and follow up of reporters to enhance on performance.	No release yet	MIA/AC	7,200	7,200				7,200
2.1.1.81	Training of 2 DLAS State Attorneys in contracts management and negotiations	2 State Attorneys trained.	MoJCA/DLAS	40,000	16,427	10,000	13,000		39,427
2.1.1.82	Training of 5 Civil Litigation entry level and middle level managers per annum	State Attorneys to be trained when all funds are released.	MoJCA/DCL	100,000	37,854	40,000	22,000		99,854
2.1.1.83	Research and e-legal resources including precedents available to all staff	Service provider identified. Procurement processes underway.	MoJCA/DCL	20,000	10,000	5,000	5,000		20,000
2.1.1.84	Training and Induction courses for 266 cadets posted to KMP on their roles as OC Stations and Posts	100 ASPs within KMP were sensitized on roles, responsibilities and management of policing	UPF	13,124	5,400				5,400
2.1.1.85	Provide outreach guidance and counseling to police families in four major barracks on stress management	Funds were not released so the activity was not undertaken	UPF	300					-
2.1.1.86	Induct 100 CFPOs in counseling and investigations of domestic violence across entire country	100 CFPOs were trained on counseling techniques and the laws on child Act and domestic violence	UPF	75,000	25,000	50,000			75,000
2.1.1.87	Training of Tribunal staff in transcribing	2 staff trained	TAT	10,000	10,000				10,000

Code	Specific Activities	Status of Implementation	F- Institutions	G-Approved budget	GOU	Netherland	Sweden	Others	Total released
2.1.1.88	Conduct tax education 4 workshops regionally in Kampala	1 workshop held in Arua	TAT	18,000	18,000				18,000
2.1.1.89	Training of Tribunal members and staff in International tax, and accounting,	Training of 5 members in international taxation and 3 in accounting	TAT	30,000	30,000				30,000
2.1.1.91	Training of Tribunal staff in Oil and gas	12 technical staff and Members trained. 1 staff supported at a UK Oil and Gas program	TAT	40,000	23,993				23,993
2.1.1.92	Roll out justice centres to provide legal aid	The process of roll out is on track	Judiciary	240,000	65,000	125,000			190,000
2.1.1.93	Train Court interpreters	Pending	Judiciary	40,000	30,000	6,000			36,000
2.1.1.94	Processing and presentation of petitions for mercy for consideration by the advisory committee of prerogative of mercy	Three (3) meetings have been held by the committee. Visited Luzira prison to assess congestion problem	MojCA/DLAS	80,000	7,500	50,000	22,000		79,500
2.1.1.95	Carry out staff capacity building		DCIC	18,000	18,000				18,000
2.1.1.96	Training of 40 UHRC staff in records management and the use of the central registry	Three (3) meetings have been held by the committee. Visited Luzira prison to assess congestion problem	UHRC	7,500		7,500			7,500
2.1.1.97	Automate office operations			0					-
	4 computer sets	Procurement on going - contract awarded and awaiting delivery	MIA/Hqtrs	16,000	6,000	10,000			16,000

Code	Specific Activities	Status of Implementation	F-Institutions	G-Approved budget	GOU	Netherland	Sweden	Others	Total released
	Heavy duty Photocopier (multi-purpose) - to reduce Cs forms/photocopying costs	Photocopy procured and forms photocopied for all districts/courts	MIA/Hqtrs	15,000	10,000	5,000			15,000
	LCD projector	LCD procured and is being used for stakeholder training thereby eliminating hire costs	MIA/Hqtrs	7,000					7,000
2.1.1.98	Monitoring and Evaluation, data gathering and production of quarterly reports, MPS and BFP	BFP and quarterly reports submitted to MoFPED. Programme monitoring and evaluation effected. Printed MPS, BFP and annual report.	MoJCA/PPU	200,000	95,000	25,000	80,000		200,000
2.1.1.99	upgrading and rolling over of the EDRMS for all registries	Awaiting full release of funds.	MoJCA/FA	196,000	119,038		25,000		144,038
2.1.1.100	Remuneration for Systems Analyst and PPU		MoJCA/PPU	93,600	93,600				93,600
			LDC	65,800	65,000				65,000
2.1.1.101	Strengthen institutional capacity through case management committee	Fund was re allocated for the CIID retreat at Kabalye	UPF	50,000	20,000	20,000			40,000
2.1.1.102	Provide support to forensics service (SOCO) with 50 sets	The tender was awarded.	UPF	325,000	50,000	150,000			200,000
2.1.1.103	Procure 50 office cabinets for safe storage of files for ten districts	Only 27 cabinets out of the planned 50 were procured and allocated to the districts of Mitoma(1), Kween(1), Butaleja(1), Kibuku(1) Budaka(1), Serere(1), Buwenge(1), Kole(1), Aleptong(1), Kotido(1) Kabong(1), Abim(1), Napak(1), Nsangi(1), Nagalama(1), Kakiri(1)SID(4), KMP North(2), KMP East(2), KMP South(2), Wamala(1)	UPF	35,000	5,000				5,000

Code	Specific Activities	Status of Implementation	F-Institutions	G-Approved budget	GOU	Netherland	Sweden	Others	Total released
2.1.1.104	Procure heavy duty photocopier	A contract to supply was awarded to Syntec Investment Ltd. Awaiting delivery	UPF	15,000	10,000				10,000
2.1.1.105	Procure 3 motor vehicles to improve investigations	Three (3) Toyota Double vehicles were delivered and allocated to Regional CIID officer of Rwenzori (1), Kigezi(1) and Kasese District.	UPF	360,000		360,000			360,000
2.1.1.106	Compilation and printing of annual crime report	no funds allocated	UPF	-					-
2.1.1.107	Promote CID quality assurance in 6 pilot regions	Activity ongoing in KMP East, South, North, savana, Wamala, Katonga & Sezibwa	UPF	120,000	85,000		35,000		120,000
2.1.1.108	Conduct crime sensitization on drug consumption and sexual offences for youths in 200 schools in SE & S regions	Sensitization was conducted to the districts of Busia, Tororo, Mbale, Busembatya, Iganga, Mayuge, Kamuli and Kampala were 19,530 students, Nurses and pupils benefited	UPF	50,000	50,000				50,000
2.1.1.109	Provide support to PSU to handle 100 public complaints	Nature of cases investigated and number concluded	UPF	50,000	42,000	8,000			50,000
2.1.1.110	Train 20 T.o.T police personnel in sign language at Kyambogo University.	No budget for this activity	UPF	-					-
2.1.1.111	Induct additional 500PPCs into CID	125 PPCs were inducted into CIID	UPF	15,000	10,000	5,000			15,000
2.1.1.112	Train 50 personnel (SOCO) in Scenes of Crime management	Finalized identification of the personnel to be trained in the third quarter.	UPF	30,000	20,000	10,000			30,000

Code	Specific Activities	Status of Implementation	F- Institutions	G-Approved budget	GOU	Netherland	Sweden	Others	Total released
2.1.1.113	Train 25 officers in Cyber investigations	22 officers were trained on basic cyber crime investigations at the Uganda Bankers Institute in Kampala and another 25 officers attended advanced cyber crime investigation at Kabalye PTS	UPF	37,500	20,500	17,000			37,500
2.1.1.114	Train 100 officers in Narcotic investigations	50 detectives were trained on narcotic handling and investigations.	UPF	50,000	20,000	15,000			35,000
2.1.1.115	Train 50 officers in fraud investigations	59 detectives were trained	UPF	50,000	10,000	35,000			45,000
2.1.1.116	Train 30 officers in crime intelligence analysis	30 Regional Crime intelligence officers were trained	UPF	15,000	10,000	5,000			15,000
2.1.1.117	Train 200 officers in first responders course	Training for the 200 is planned for this quarter due to shortage of training space	UPF	30,000	15,000	15,000			30,000
2.1.1.118	Train 120 officers in collation and crime data management	122 Crime intelligence officers were trained	UPF	50,000	35,000				35,000
2.1.1.119	Train 100 officers in Homicide Investigations	59 investigators are under going training at PTS Kabalye	UPF	50,000	30,000				30,000
2.1.1.120	An automated database management system for records management developed		JSC	80,000	55,000		25,000		80,000

Code	Specific Activities	Status of Implementation	F-Institutions	G-Approved budget	GOU	Netherland	Sweden	Others	Total released
2.1.1.121	Procure computers for rolling out of the Online UHRC Information Management System (data base) to 3 regional offices	6 computers were procured for rolling out HURIS. The computers are now being used for data entry in the different UHRC regional offices.	UHRC	12,000		12,000			12,000
2.1.1.122	Conduct 2 days consultative review meeting on the UHRC Complaints handling manual	The UHRC conducted a two day meeting to review the contents of the Complaints Handling Procedures Manual and the manual awaits validation meeting before it is printed.	UHRC	20,000	10,000	10,000			20,000
2.1.1.124	Automation for Production of Long Birth Certificates	Implementation committee set up, Terms of Reference for the Consultant formulated	URSB	70,000	30,000	30,000	10,000		70,000
2.1.1.125	Printing of materials for Civil Registration targeting 75,000 births, 3000 deaths and 3500 marriages	Activity planned for 2 nd Half of Financial Year	URSB	50,000	20,000	25,000	5,000		50,000
2.1.4.1	Enabling operations of the Official Receiver	Procurement process on going	URSB	60,000	15,000	25,000	20,000		60,000
2.1.4.2	Procure transport facilities for the Judiciary			0					-
	Double cabins to facilitate Chief Magistrates for locus visiting	The procurement process is on going. Adverts have been placed and the Judiciary awaits return of the bids	Judiciary	240,000		240,000			240,000

Code	Specific Activities	Status of Implementation	F-Institutions	G-Approved budget	GOU	Netherland	Sweden	Others	Total released
	20 Motorcycles for process servers	The procurement process is on going. Adverts have been placed and the Judiciary awaits return of the bids	Judiciary	27,000	17,000	10,000			27,000
	Double cabins for selected G1 Magistrates in hard to reach areas (Bundibugyo, Kisoro, Buhweju, Bulisa and Bukwo [choose 2])	The procurement process is on going. Adverts have been placed and the Judiciary awaits return of the bids	Judiciary	240,000		240,000			240,000
2.1.4.3	Furniture for clients and newly recruited staff	Procurement process on going	URSB	37,250	12,250	15,000	10,000		37,250
2.1.4.4	Transport for 2 Regional Offices	Procurement process on going	URSB	120,000	2,000	118,000			120,000
2.1.4.5	Deployment of the GIS and IJMIS		Secretariat-2	150,000		60,000			60,000
2.1.4.6	Vehicle for Monitoring and inspection	Procurement ongoing at evaluation stage	MIA/Hqtrs	120,000	2,000	118,000			120,000
2.1.5.1	Construct and equip community police posts in 5 districts based on the Muyenga model	Completed only 4 out of the 5 planned construction of Kasanje (Sisa), Nyendo (Masaka), Kagoye (Fort Portal) and Kangere (Soroti) community halls	UPF	101,625	31,625	50,000			81,625
2.1.6.1	Construction of Kabale Remand Home 2 Dormitories (Phase I). Costed price for construction Sh. 829,761,769=	Constructed 2 juvenile dormitories at Kikungiri Kabale district. dormitories are roofed. Perimeter walls around the dormitories constructed. Finalized construction works in Giligili Arua Regional remand Home. Quality supervision standards of construction works. (Kabale and Arua regional remand homes)	MoGLSD	360,000	100,000	200,000	60,000		360,000

Code	Specific Activities	Status of Implementation	F-Institutions	G-Approved budget	GOU	Netherland	Sweden	Others	Total released
	Rehabilitation of Fort Portal Remand Home	Fully Renovated a kitchen/dinning hall Block at Fort-Portal Remand Home. Replaced asbestos roof with iron sheets and tiled the kitchen floor	MoGLSD	150,000	10,000	100,000	40,000		150,000
2.2.1.1	Prepare an infrastructure development plan for sector		Secretariat-2	-					-
2.2.1.2	Construction of Building to accommodate JLOS Institutions.		Secretariat-2	7,000,000	4,000,000	2,000,000	1,000,000		
2.3.1.1	Procure saloon motor vehicle for transporting Forensic experts to attend courts outside Kampala	Evaluation of bids completed. At award stage	MIA/DGAL	120,000	2,000	118,000			120,000
2.3.1.2	Procure LC/MS to increase success rate of analytical forensic examinations in explosives, chemical war agents, food additives, plant and animal poisons	Evaluation of bids completed. At award stage	MIA/DGAL	500,000		300,000	200,000		500,000
2.3.1.3	Monitoring AC reintegration activities	Monitored reintegration activities (Skills training, dialogue and reconciliation) in 3 DRTs of Mbale, Kasese and Central. 30 out of the 73 reporters (ADF) resettled in Kyanzanga were reintegrated - empowered with skills.	MIA/AC	21,000	16,000	5,000			21,000

Code	Specific Activities	Status of Implementation	F-Institutions	G-Approved budget	GOU	Netherland	Sweden	Others	Total released
2.3.1.4	Install and operationalise 16 telephone-toll-free lines in all 7 regional offices and 9 field offices	15 toll free telephone lines were procured and installed in 8 regional offices namely Jinja, Soroti, Moroto, Arua, Hoima, masaka, mbarara, Fortportal and 7 field offices of Lira, Kitgum, kotido, Moyo, Nakapiripirit and Pader. A total of 415 callers have been recieved by the Commission on its toll free line. 149 callers were updated on the progress of their matters with the Commission, 15 compliants were registered and 251 callers were offered legal advise and refferd to other institutions for better management.	UHRC	24,000	9,000	15,000			24,000
2.3.2.1	Monitoring and Evaluation activities by Planning and Development	These activities have been done in various court, for example Kabake, Ibanda, Maska, Nakasongola and Koboko. Reports are available	Judiciary	80,000	50,000				50,000
2.3.2.2	Inspection visits by Inspectorate	Inspections were carried out in the various courts across the country and cases are being handled	Judiciary	120,000	80,000	20,000			100,000
2.3.2.3	30 law students to conduct clerkship in JLOS institutions in hard to reach areas	20 students sent have been sent for clerkship in JLOS institutions in hard to reach areas	LDC	30,000	30,000				30,000

Code	Specific Activities	Status of Implementation	F- Institutions	G-Approved budget	GOU	Netherland	Sweden	Others	Total released
2.3.2.4	Supervision of students by 5 supervisors	Students on clerkship are being supervised	LDC	15,000	15,000				15,000
2.3.2.5	Use of Bar course students to reconcile 1100 cases in courts	28 Students were deployed in the districts of Iganga,Kabalore,Masindi and Kampala.1372 cases were registered and out of these 977 cases were reconciled.	LDC	90,000	80,000	10,000			90,000
2.3.2.6	Print 200 hand books	200 handbooks were printed and distributed to Probation Officers,Judicial Officers and Police Officers.	LDC	2,000	2,000				2,000
2.3.2.7	Capacity building of DTF/ DPC in SALW management & CPMR in 5 districts Equipping DTF/DPC	Trained 25 members of the District Peace Committees in Bulambuli district on Conflict Prevention Management and Response (CPMR)	MIA/NFP	26,100	18,100	8,000			26,100
2.3.2.8	Support for Post mortem examinations	There was delay in processing the fund. It has just been wired to CIHD account.	UPF	125,000	50,000	25,000			75,000
2.3.2.9	Printing of PF3	A total of 125 reams of PF 3, 150 reams of PF 3a and 125 reams of PF 24a were printed and distributed to all the 129 districts and divisions. The LPO for supply of the form worth 5million was issued to Gamut investment.	UPF	30,000	20,000	10,000			30,000

Code	Specific Activities	Status of Implementation	F-Institutions	G-Approved budget	GOU	Netherland	Sweden	Others	Total released
2.3.2.10	Support for investigation of SGBV	4000 cases were examined and medical workers paid for the examination	UPF	100,000	50,000	50,000			100,000
2.3.2.11	Procure double cabin vehicles for medical surgeons	Vehicle delivered	UPF	120,000		120,000			120,000
2.3.3.1	Monitor LCC 111 in 30 districts	24 out of the 30 planned districts of visited and 72 out of 267 LCC 111 monitored	MoLG	50,000	40,000	10,000			50,000
	counterpart funding to LCCIII training	690 local council 111 court officials trained in 115 lower local governments (subcounties and town councils) in the 11 districts of Kumi, Oyam and Lwengo	MoLG	100,000	20,000	80,000			100,000
2.3.3.2	40 Cps of the Monitoring report printed		MoLG	-					-
2.3.3.3	Printing and distribution of LCC Reference materials			-					-
2.3.3.4	6000 copies of the LCC Act	1,071 copies printed	MoLG	30,000	20,000	10,000			30,000
2.3.3.5	6000 copies of the LCC Regulations	850 copies printed	MoLG	42,000	26,500	15,000			41,500
2.3.3.6	6000 copies of the module on Local Administration of Justice	850 copies printed	MoLG	20,000	15,000	5,000			20,000
2.3.3.7	Development of Local Council court Registers	The Local Council Courts Register developed	MoLG	2,500	2,500				2,500

Code	Specific Activities	Status of Implementation	F- Institutions	G-Approved budget	GOU	Netherland	Sweden	Others	Total released
2.3.3.8	Printing of the Developed Local Council court Registers	procurement process ongoing	MoLG	75,000	60,000	15,000			75,000
2.3.5.1	Case Backlog reduction	Criminal and Civil Sessions were held as follows at various High Court stations; - Bushenyi, Tororo, Masindi, Nakawa/Entebbe, Rukungiri Mbarara, Lira, Luweero, Jinja, Fort Portal and Anti-Corruption Court handled 40 cases per session; Rukungiri Session handled 52 cases, 10 mitigation sessions in Kampala handled 113 cases; Sessions were also carried out in all the High Court Divisions (Civil, Family, Commercial and Land) in Kampala; In addition, 10 criminal and 25 in station civil sessions were carried out.	Judiciary	2,200,000	680,000	700,000	600,000		1,980,000
2.3.5.2	Case Backlog reduction - Prisons	A daily average of 1,177 prisoners delivered to 213 courts spread countrywide; 129 court sessions handled in the reporting period; (high court, appeal, chief magistrates, District, court martial, anti corruption courts) attended; Staff for escort duties and inspections facilitated.	UPS	900,000	381,148	350,000	150,000		881,148

Code	Specific Activities	Status of Implementation	F-Institutions	G-Approved budget	GOU	Netherland	Sweden	Others	Total released
2.3.5.3	Investigate and dispose 4000 cases	A total of 27,887 casebacklog were investigated out of 59,769	UPF	700,000	400,000	100,000	150,000		650,000
2.3.5.4	Prosecute criminal cases	102,917 witnesses prepared for court; 16 criminal cases prosecuted in the supreme court sessions; 157 criminal cases prosecuted in the court of appeal sessions; 15,927 criminal cases prosecuted in the High court sessions; 93,704 criminal cases prosecuted in the Chief Magistrate court	DPP	1,200,000	600,000	250,000	350,000		1,200,000
2.3.5.5	Undertake laboratory analysis of 1270 forensic case back log	Framework contract for Purchase of DNA consumables at award stage	MIA/DGAL	400,000	150,000	150,000	100,000		400,000
2.3.5.6	Civil witness support fund	Payments to witnesses involved in 69 civil suits paid.	MoJCA/DCL	100,000	15,000	50,000	35,000		100,000
2.3.5.7	Conduct Circuit tribunal hearings by handling 4 cases per day for each of the 6 Commissioners in 10 months	A total of 871 cases were at tribunal level of 154 cases were disposed off, 572 cases part heard and 145 cases are pending hearing	UHRC	300,000	146,000	5,000	145,000		296,000
2.3.5.8	Conduct 10 upcountry sessions - Fast track conclusion of 70 case	5 sessions held upcountry and head office	TAT	80,000	80,000				80,000

Code	Specific Activities	Status of Implementation	F- Institutions	G-Approved budget	GOU	Netherland	Sweden	Others	Total released
2.3.5.9	A daily average of 500 prisoners produced to 211 courts			0					-
	Procure 1 bus for production of prisoners to Kampala courts- Kigo prison	The contract for the purchase of 01 bus is due for signing.	UPS	280,000		280,000			280,000
	Procure 1 lorry for Ndorwa prison for production of prisoners to courts.	Lorry for Ndorwa Prison for the delivery of prisoners to court- procured.	UPS	100,000		100,000			100,000
2.3.5.10	Case load monitoring, coordination, and evaluation + Institutional Case management committee	monitoring and evaluation/ inspection of 18 prison units was conducted and reports written.	UPS	50,000	48,984				48,984
2.3.5.11	Hold recruitment sessions	Eight interview sessions carried out. Submissions made to the Appointing Authority for appointment of 4 Judges of the High Court, 1 Chief Judge and 1 Judge of the Industrial Court, 1 Chief Registrar and two Registrars. Appointments made for ten Deputy, Registrars, two Assistant Registrars, eleven Chief Magistrates, six Senior Principal Magistrates, one Principal Magistrate	JSC	87,000	87,000				87,000

Code	Specific Activities	Status of Implementation	F-Institutions	G-Approved budget	GOU	Netherland	Sweden	Others	Total released
2.3.5.12	Court appearance and litigation of 360 civil cases (Human rights Tribunal; Supreme Court, Court of Appeal; High Court and lower courts)	69 cases handled by Attorney General were concluded; of which 56 Cases (81%) were won saving Government UGX. 107.6Bn and 13 Cases worth UGX 7.82Bn were lost.	MoJCA/ DCL	120,000		50,000	70,000		120,000
2.3.5.13	Case clearance at regional offices for administration of estates, legislation, contracts, civil cases of regional offices	Handled 2318 of 2571 (90%) contracts and MoUs received for review and approval. Responded to 251 of 350 requests for Legal Advice from MDAs. 4 Regional offices in Mbale, Mbarara, Gulu and Arua facilitated to deliver services.	MoJCA/FA	60,000	20,000	20,000	20,000		60,000
2.3.5.14	150 Disciplinary cases against errant lawyers clearance at regional offices	Held 37 Disciplinary Committee sittings and concluded 59 cases against errant lawyers.	MoJCA/LC	120,000	22,500	38,000	59,500		120,000
2.3.5.15	Civil Litigation user committee meetings involving UPF, UPDF, DISOs, CGF and CMI	Held 1 User committee meeting	MoJCA/ DCL	4,000		4,000			4,000
2.3.5.16	Admin General Court representation/ Case Management	,051 new files for clients were registered,150 estates were inspected. 13 applications for winding up estates were filed. 585 certificates of no objection were issued. 137 land transfers were effected. 2369 certificates of No Objection were issued	MoJCA/ Admin Gen	50,000	16,182	15,000	18,000		49,182

Code	Specific Activities	Status of Implementation	F-Institutions	G-Approved budget	GOU	Netherland	Sweden	Others	Total released
2.3.5.17	Clearance of commercial cases through ADR		CADER	300,000	206,666				206,666
2.3.6.1	Procure 50 speed guns	The speed guns have not yet been procured. The tender has just been awarded. The delay was caused by changes in the specifications.	UPF	125,000	45,000	35,000			80,000
2.3.6.2	Induct 50 dog handlers.	50 Dog handlers were inducted	UPF	7,200		7,200			7,200
	Stationery (50 counterbooks, 50 pens, 50 thirty cm rulers, 50 canine officers manuals, 5 reams of duplicating papers, 2 printer cartridges)	Awaiting issue of LPO	UPF	3,500	35,000				35,000
	protective clothing	Awaiting issue of LPO	UPF	3,250	3,250				3,250
	Basic trainee handling equipment (1metre leash and choke)	To be provided when the training starts	UPF	67,500	66,000				66,000
	Facilitation for 12 instructors for 3months	Payment to be made during training	UPF	21,600	21,600				21,600
2.3.6.3	Construct 10 canine units.	Funds were re allocated for the completion of the clinic at Nagalama	UPF	65,000		15,000			15,000
2.3.6.4	Procure 10 specialised canine carrier vehicles.	Contract awarded to Toyota and vehicle awaits delivery	UPF	79,000	140		79,000		79,140
2.3.6.5	Procure court wear (gowns and laps) for 200 State Attorney	Procurement process ongoing.	MoJCA/FA	16,000		16,000			16,000
2.3.6.6	Provision of reception desk for the elderly and disabled at Admin Gen and Law Council offices	Not yet Procured.	MoJCA/ Admin Gen	20,000	10,000	10,000			20,000

Code	Specific Activities	Status of Implementation	F- Institutions	G-Approved budget	GOU	Netherland	Sweden	Others	Total released
2.3.7.1	Juvenile court attendance and re-integration in communities after release	juvenile attended court session in time and 1,168 resettled after release	MoGLSD	80,000	75,000				75,000
2.3.7.2	Conditional grant to Gulu and Masindi remand homes. For operations and to deliver the children to and from court	Supported Gulu and Ihungu Masindi district Remand Homes (Conditional grants) for court attendance and top up to feeding	MoGLSD	40,000	35,000				35,000
2.4.1.1	Regional MOJCA Mitigation outreach dialogue to sensitize public officials on breach of contracts, violations of human rights and torts	Sensitisation workplan to be undertaken on 27th March 2014. Also pending full release of funds.	MoJCA/ DILAS	80,000	55,000	5,000			60,000
2.4.1.2	4 User committee meetings for Civil registry	2 meetings carried out with others Activity planned for 2 nd Half of Financial Year	URSB	6,000	6,000				6,000
2.4.1.3	10 User committee meeting held in the 5 regional offices	5 meetings held at upcountry registries	TAT	15,000	15,000				15,000
2.4.2.1	Conducting constitutional education through 108 community human rights baraza (9 regional offices each 1 baraza monthly) each targeting at least 150 community members in each	17 community barazas were conducted. A total of 3266 people of which 2205 males and 1061 females were sensitized.	UHRC	48,000	35,000				35,000

Code	Specific Activities	Status of Implementation	F-Institutions	G-Approved budget	GOU	Netherland	Sweden	Others	Total released
2.4.2.2	Conducting human rights education and awareness through media programs(only radio talk shows and are to be concentrated in regions that have had the highest violations i.e.torture,child maintainace and liberty.so radio talk shows will be in Central, Gulu and Moroto) i.e. 1 radio talkshow monthly for 3 regions= 36	09 radio talk shows were aired out on different radio stations including karamoja Fm, Nenah Fm, Buwama Fm, Musana Fm among others.	UHRC	50,000	15,000	35,000			50,000
2.4.2.3	conducting human rights education and awareness through 2 Kraal Outreaches by 2 field offices in Moroto region	06 kraal outreaches were conducted in Abim and Nakapiripirit districts. A total of 1042 people of which 557 males and 485 females were sensitized on different human rights themes.	UHRC	6,000	6,000				6,000
2.4.2.4	Conducting Constitutional and civic education using a well branded and specialised film van fitted with loud speakers	Procurement process commenced and advertisements were run in leading Newspapers (on two occasions) calling for bids from service providers. The contract for delivering the civic education van was awarded to Toyota Motor care. And the UHRC awaits the delivery of the Van.	UHRC	150,000	71,000	50,000			121,000

Code	Specific Activities	Status of Implementation	F- Institutions	G-Approved budget	GOU	Netherland	Sweden	Others	Total released
2.4.2.5	National and regional Admin Gen's outreach activities	1003 family arbitrations & mediations done. Outreaches done in Mityana, Mubende, Buikwe, Wakiso, Mpigi, Kayunga, Jinja Mayuge, Mukono.	MoJCA/ Admin Gen	38,000	33,000	5,000			38,000
2.4.2.6	Print & disseminate guidelines, posters brochures on services of A.G dept	Sensitisation at various media houses including the UBC Television, Radio Simba and Radio CBS; and outreach programs aimed at Chief Administrative Officers (CAOs) and some sub county Chiefs from Masindi, Hoima, Mukono, Mubende, Mityana and other select districts across Uganda.	MoJCA/ Admin Gen	12,000		3,000	6,000		9,000
2.4.2.7	Multimedia campaigns on receivership and Bankruptcy	3 Radio talk shows on receivership and Bankruptcy	URSB	15,000	5,000		10,000		15,000
2.4.2.8	Conduct community dialogues	Activity to be completed in third quarter	MIA/NFP	5,450	5,450				5,450
2.4.2.9	Grassroots communication in the targeted areas sanitized on the DVAR/R		Secretariat-2	50,000		50,000			50,000
2.4.2.10	Public Education materials dissemination in the targeted areas		Secretariat-2	20,000		20,000			20,000

Code	Specific Activities	Status of Implementation	F-Institutions	G-Approved budget	GOU	Netherland	Sweden	Others	Total released
2.4.2.11	Conduct 8 sessions of 50 participants each in Crime Scene Management for first responders by GAL	Training to be undertaken in March 2014	MIA/DGAL	30,000	25,000		5,000		30,000
2.4.2.12	Create Change Agents in six districts to mitigate conflicts; + Conduct sensitization on SALW issues & Conflict Prevention and Mitigation Mechanism; Conduct peace tournaments	Created 25 change agents in Lamwo district; sensitised the armory management officers from the districts of Nebbi, Zombo, Arua, Maracha and Koboko on best practices in firearms management and records keeping	MIA/NFP	42,060	32,060	10,000			42,060
2.4.2.13	Advocacy on Community Service usage	250 Jackets purchased and distributed to increase visibility of Community Service at project sites	MIA/NCSP	7,500	7,500				7,500
2.4.2.14	40 Radio programmes on Community Service	22 Radio Programmes conducted on local FM stations (Radio Rhino, Radio Apac, Radio Rukungiri, Radio West, Faith, Open Gate, Eye Fm, Masaba Fm, Ebenezer, Fm, Radio Mityana, Dunamis, Radio Equator, Radio Buwama and Radio Maria (Hoima)	MIA/NCSP	60,000	25,000	10,000	25,000		60,000
2.4.2.15	Carry out counter terrorism awareness programs by GSO	Activity to be completed in third quarter	MIA/GSO	50,000	20,000	30,000			50,000

Code	Specific Activities	Status of Implementation	F- Institutions	G-Approved budget	GOU	Netherland	Sweden	Others	Total released
2.4.2.16	40 sub county civic education programs	21 sub county Civic Education workshops held in the districts of Lwengo, Kalungu, Oyam and Kole	JSC	178,400	110,420	50,000	15,000		175,420
2.4.2.17	8 prison inmates workshops	8 prison workshops held in Openzinzi prison-Adjumani, Anyeke prison-Oyam, Kigumba Prison, Hoima prison and Mambugu Kagadi prison.	JSC	75,200	31,380	30,000	10,820		72,200
2.4.2.19	Hold radio talk shows on various local radio stations	16 radio talk shows held in the districts of mbarara, Masaka, Sembabure, Apach, Lira, Masindi, Ibanda, Kamwengye, Bushenyi, Kisoro, Kasese, Kiboga, Gulu and Adjumani.	JSC	192,000	160,000	22,000	6,400		188,400
2.4.2.20	Law Council National and Regional outreach activities		MoJCA/LC	30,000	18,000	5,000			23,000
2.4.2.21	Inspection of Law advocates Law Firms and Universities offering law programs	Inspected 664 advocates law firms and chambers; 3 universities and 55 Legal Aid service Providers.	MoJCA/LC	50,000	32,498	2,500			34,998
2.4.2.22	Publication of approved Law Chambers	To be published in June 2014 when all inspections are completed.	MoJCA/LC	50,000	15,000	20,000			35,000

Code	Specific Activities	Status of Implementation	F- Institutions	G-Approved budget	GOU	Netherland	Sweden	Others	Total released
2.5.1.1	Procurement of bicycles for 180 fit persons	100 bicycles were procured and distributed to fit persons in Kabalore,Iganga and Lira.	LDC	25,000	25,000				25,000
2.5.2.1	Train Fit 600 persons in more 10 districts	120 fit persons were trained in Kamuli,Ibanda and Kamwenge.180 fit persons were facilitated in Lira with airtime and transport to go to communities for resettlement of children.	LDC	40,000	40,000				40,000
2.5.2.2	Counseling of 660 Juveniles Offenders	344 juvenile offenders were diverted from police to communities,700 in communities and 18 children from court.477 juveniles using Probation Officers,Social Workers and Fit Persons.	LDC	60,000	46,000	5,000			51,000
2.6.1.1	Facilitate regular data collection & management	Case data statistical reports produced	DPP	43,000	43,000				43,000
2.6.6.1	Pilot the development and implementation of individual rehabilitation and reintegration program of offenders; linking offenders to local communities, preparation of local communities to accept the offenders; preparing the offenders for release	2828 inmates reintegrated back to their communities.	UPS	100,000	45,000	25,000			70,000

Code	Specific Activities	Status of Implementation	F-Institutions	G-Approved budget	GOU	Netherland	Sweden	Others	Total released
2.6.6.2	Construction and refurbishment of educational infrastructure at Masindi (2 blocks of 4 rooms)	Construction work is complete, remaining works include painting and fixing glasses on the windows.	UPS	100,000	50,000	50,000			100,000
2.6.6.3	Complete mechanisation of Ruim Prison farm to impart Agricultural Skills to prisoners	01 tractor and its accessories was procured for Ruimi Prison	UPS	150,000	75,000	75,000			150,000
2.6.7.1	Benchmark on international best practices in Namibia on managing recidivism by NCS	The International Corrections and Prisons Meeting in Namibia is due in Qtr 4	MIA/NCSP	42,000	27,000		15,000		42,000
2.6.7.2	Social inquiry reports and offender screening	1287 social inquiry reports prepared, 25 volunteers supported monthly to prepare reports, screen and follow offenders as a stop gap measure	MIA/NCSP	60,000	25,000	20,000	15,000		60,000
2.6.7.3	Facilitation of 112 District Community Service Committees with 1.2m@qtr	875 district community service committees supported to conduct mini-sessions, monitor offenders. 3336 offenders sentenced to CS.	MIA/NCSP	320,000	270,000		50,000		320,000
2.6.7.4	NGO Board ROOM	N/A	MIA/NCSP	50,000	10,000	40,000			50,000
2.6.7.5	Offender Compliance checks	Compliance checks conducted in 20 districts. 12 re-arrests made out of 23 abscondments reported	MIA/NCSP	30,000	20,000	10,000			30,000
2.6.10.1	collect & provide conflict early warning information; establish situational room for NFP	Space for situation room being secured for the equipments	MIA/NFP	40,500	30,500	10,000			40,500

Code	Specific Activities	Status of Implementation	F- Institutions	G-Approved budget	GOU	Netherland	Sweden	Others	Total released
2.6.1.10.2	Conduct collection and disposal; Firearms marking ; Conduct firearms verification	Marked ISO fire arms in the district Mubende, Mityana, Mpigi, Butambala, Gomba, Kabarole, Kyenjonjo, Kyegegwa, Kamwenge, Bundibugyo, Ntoroko and Kasese	MIA/NFP	25,000	20,000	5,000			25,000
2.7.1.1	train/ sensitise JLOS Officers in post conflict areas on Transitional Justice		Secretariat-2	100,000		100,000			100,000
2.7.1.2	Conduct comprehensive studies on Amnesty and its effect on Transitional Justice		Secretariat-2	100,000		100,000			100,000
2.7.1.3	Conduct 8 dialogue and reconciliation meetings between reporters and host communities for peaceful co-existence in 6 DRTs	Conducted 3 dialogues and reconciliation between reporters and communities in Kyanzanga, Luwero and Kasese. Reduced tension between reports and community	MIA/AC	72,000	62,000	10,000			72,000
2.7.1.4	Conduct 6 awareness campaigns on the current state of the Amnesty Law and process to reduce tension in the community	Conducted awareness campaign on Amnesty law and process in Mukono - Central DRT and Bugiri, Mayuge, Iganga and Namutumba - Mbale DRT. Many reporters mainly from ADF have not been registered especially in Muyuge, Namutumba and Iganga. Some fear to be prosecuted	MIA/AC	30,000	30,000				30,000

Code	Specific Activities	Status of Implementation	F-Institutions	G-Approved budget	GOU	Netherland	Sweden	Others	Total released
2.7.1.5	Complete investigation of registered crimes	Registered 33 cases from Gulu, Kitgum, Soroti, Lango and Kabarole and have investigated 26 (taken 11 to court, 6 to DPP and 9 partly investigated. Investigations into the remaining 7 cases are yet to commence.	UPF	70,000	15,000	10,000	45,000		70,000
2.7.1.6	Protection of identified witnesses	A total of 25 witnesses/victims were protected and is still ongoing.	UPF	20,000	20,000				20,000
2.7.1.7	Train 40 staff in transitional justice processes	40 staff trained in handling transitional justice matters. This activity was cofunded with the Commonwealth	DPP	40,000	40,000				40,000
2.8.1.1	Support to Justice Centres Uganda to provide Legal Aid Services		Secretariat-2	240,000		150,000			150,000
2.8.1.2	5000 indigent persons including juveniles will receive legal aid;	In the year under review the ULS/LAP reached out to a total of 44,429 people out of which, 12,555 cases were registered and handled. Among the total number of cases handled, 8638 were reported by male clients while 3917 cases were reported by female clients. A total of 1422 cases were concluded in courts and in offices. This performance was over and above the planned target of reaching out to at least 10,000 persons with at least 7400 indigent people receiving legal representation in the courts of law and 950 cases resolved through ADR and court. In this year, a total of 5,350 cases were filed in courts, out of which 898 cases were concluded; we had 2740 cases handled in offices through ADR and out of the target of 350 cases targeted to be concluded in office, we had 524 cases successfully resolved through ADR.	ULS	100,000	70,000		30,000		100,000

Code	Specific Activities	Status of Implementation	F- Institutions	G-Approved budget	GOU	Netherland	Sweden	Others	Total released
2.8.1.3	Community empowerment through community sensitizations, mobile clinics and radio talk shows;+Know your Rights, Use your Rights Awareness	It was a well thought idea that the public needed awareness to rule out the ideology that it is only the rich who can receive justice in courts of law or any other service. This was done on the understanding that majority of the community members, were not informed on the court/judicial processes and on their rights. To do that, the project embarked on educating the public on substantive and procedural human and legal rights issues with the intention of empowering them to demand respect for and accountability for their rights.	UJS	50,000	40,000		10,000		50,000
2.8.1.4	Support to UJS to establish 3 new satellite clinics in Bundibugyo;	A satellite clinic was Established in masaka and it has been covering the areas around Kalungu district as well and it has served 870 people comprising Of those 520 were male and 350 were females. 38 cases have been handled with only 13 being completed through mediation and 17 bail applications secured through court.	UJS	60,000	48,000		12,000		60,000

Code	Specific Activities	Status of Implementation	F-Institutions	G-Approved budget	GOU	Netherland	Sweden	Others	Total released
2.8.1.5	Conduct a Legal Aid Open Week	570 people received on spot legal advice and on spot mediations. 36 cases were mediated upon successfully between the parties and the out comes were executed and the remaining cases were referred to the LAP jinja clinic for subsequent handling.	ULS	20,000	10,000		10,000		20,000
3.0.	OUTCOME 3: PROMOTION OF THE OBSERVANCE OF HUMAN RIGHTS AND ACCOUNTABILITY								
3.1.1.1	Feeding prisoners at Court	The programme is already being piloted in Kampala Extra region. The menu includes dry rations (water and bisquits).	UPS	100,000	65,516	25,000			90,516
3.1.1.2	Purchase of uniforms for 5000 prisoners in prison farms	Dressed 38,931 prisoners with new prisoners' uniform.	UPS	150,000	150,000				150,000
3.1.1.3	printing 3000 copies of the 16th Annual report (2013 main report	UHRC paid editing costs and 3000 copies of the 16th Annual main report are printed and distributed.	UHRC	60,000	24,000	20,000			44,000
3.1.1.4	Printing 2000 copies of the 16th Annual report (Popular Version)	UHRC paid Consultancy services for the development of the 16th Annual report -popular version. 3000 copies of the popular version (16th annual report) were printed and distributed to general public.	UHRC	20,000	10,000				10,000
3.1.1.5	Printing 500 copies of the Braille version of the 16th Annual report	75 copies were printed and distributed.	UHRC	7,500	6,542				6,542

Code	Specific Activities	Status of Implementation	F-Institutions	G-Approved budget	GOU	Netherland	Sweden	Others	Total released
3.1.1.6	reprinting and distribute 10,000 copies of the UHRC Police Pocket book (the original was produced and distributed to SPCs in Acholi region using the Peace Building Fund Project which ended September 2012)	16,000 copies of the human rights police pocket hand books were reprinted and distributed.	UHRC	20,000	15,000	5,000			20,000
3.1.1.7	conduct a documentation of human rights violations in the country , particularly in the Acholi sub region	Activity was not conducted. Key stakeholders did not agree in time on how to implement the project.	UHRC	150,000	105,000	45,000			150,000
3.1.1.8	Preparation of the National Action Plan for Human Rights	UHRC participated in various meeting for the preparation of the National Action Plan for human rights.	UHRC	90,000	45,000	35,000			80,000
3.1.1.9	conduct semi-annual review meetings with JLOS institutions	The semi-annual performance report (Jan-June 2014) was prepared and awaits presentation in the donor review meeting . Breakfast meeting conducted with high ranking officials of JLOS institutions including Ministers.	UHRC	20,000	15,000	5,000			20,000
3.1.1.10	Training of JLOS staff in Human Rights	50 students from various JLOS institutions are being trained on the Human Rights Diploma Course.	LDC	100,000	100,000				100,000

Code	Specific Activities	Status of Implementation	F-Institutions	G-Approved budget	GOU	Netherland	Sweden	Others	Total released
3.1.2.1	Procure personal protective equipment for incidence response	Contract awarded awaiting delivery of Personal Protective Gear	MIA/DGAL	38,000	33,000	5,000			38,000
3.1.2.2	Establish Human Rights committees in 5 regions (Mbarara, Gulu, Hoima, Jinja & Masaka)	Established Human Rights committees in Mbarara, Gulu, Hoima, Jinja and Masaka	UPF	38,300	23,000	5,000			28,000
3.1.2.3	Procure 5 motor cycles for regional Human rights officers	5 motorcycles were delivered and allocated to Mbale, Soroti, Gulu, Jinja and Mpigi.	UPF	47,500	35,000	10,000			45,000
3.1.5.1	Construction of water borne toilets at 40 prisons	Supply for all the materials has been effected and works are ongoing, expected to be completed by December 2014.	UPS	800,000	35,000	600,000	165,000		800,000
3.1.5.2	Construction of borehole in Sembabule	A geological survey was conducted and report submitted. Drilling to start in the 1st Quarter 2014/15	UPS	30,000	30,000				30,000
3.1.6.1	Reconstruction, expansion and modification of Ndoorwa Prison and staff quarters	The submission for award of contract has been sent to the Prisons contracts committee.	UPS	500,000	95,000	300,000	105,000		500,000
3.1.6.2	Construction of a maximum security prison at Kitalya - phase 2	Final design of the prison complex drawings done; contract is at bidding stage.	UPS	500,000	300,000		200,000		500,000
3.1.6.3	Renovation at Tororo Prison	Construction work is at walling level, expected completion date is December 2014.	UPS	320,000	70,000	250,000			320,000

Code	Specific Activities	Status of Implementation	F-Institutions	G-Approved budget	GOU	Netherland	Sweden	Others	Total released
3.2.1.1	Induct 220 visiting justices of peace	This activity awaits the gazetting and official appointment of the visiting justices.	UPS	50,000	50,000				50,000
3.2.1.2	Benchmarking and capacity building for sector management structures		Secretariat-2	250,000		200,000			200,000
3.2.1.3	Hold Annual Justice Forum		Secretariat-2	300,000		300,000			300,000
3.2.1.4	Print and electronic media outreach programmes including standardisation of IEC materials		Secretariat-2	400,000		120,000	250,000		370,000
3.3.1.1	Conduct a census of police accommodation	The census was conducted in all regions and the report is being finalized	UPF	75,000	15,000	10,000	50,000		75,000
3.3.2.1	Internal audit compliance		Secretariat-2	100,000		60,000			60,000
3.3.2.2	Support to JLOS financial management function		Secretariat-2	100,000		100,000			100,000
3.3.2.3	Support to Human Resource managers forum		Secretariat-2	120,000		50,000	25,000		75,000
3.3.2.4	Support to staff appraisal systems		Secretariat-2	100,000		80,000			80,000
3.3.3.1	Establish MoJCA inspection and quality assurance function	Committee comprising of Heads of Depts was setup to spearhead.	MoJCA/FA	16,000	9,345	5,000			14,345
3.3.3.2	Establish MoJCA Human rights desk	Human rights desk established. Officer appointed, office equipment procured. 5th Periodic report to the African Commission submitted.	MoJCA/DILAS	70,000	32,064	30,000			62,064

Code	Specific Activities	Status of Implementation	F-Institutions	G-Approved budget	GOU	Netherland	Sweden	Others	Total released
3.3.3.3	training of former LAP & SPCs in Democratic policing and Human rights observance in 5 Regions	800 former LAPs and SPCs were trained in Katonga, Savannah, Albertine, East Kyooga, Bukedi, Busoga East, Kigezi, Greater Bushenyi, Kiira, Busoga North Regions	UPF	179,250	112,000	25,000	42,100		179,100
	cold room addition	Contract awarded, pending signatures and delivery of vehicles		73,000		50,000			50,000
	Motor Vehicles	Contract awarded	UPF	120,000	1,200	118,800			120,000
	Computer and accessories		UPF	4,000	4,000				4,000
	Glass Door filing Cabinet	User to initiate the process	UPF	1,300	1,300				1,300
3.3.3.5	Identify best performing districts in investigations and human rights observance	Designed the tools and set benchmark upon which to assess performance	UPF	10,000	10,000				10,000
3.3.3.6	Carry out national Inspect of all courts in 12 Magisterial Areas	Court Inspections carried out in four Magisterial areas of Soroti, Iganga, Hoima and Kabarole. Inspections in Mukono and Jinja Magisterial areas will be undertaken in the third quarter..	JSC	60,000	45,000	15,000			60,000
3.3.3.7	Procure 2 Station wagons for investigations	Procure 2 station Wagons for investigations	JSC	120,000		120,000			120,000
3.3.3.8	Undertake inspections in 4 regions	Inspection was done in N.Kyoga, Aswa, Katonga and sezibwa Regions targeting two districts each.	UPF	10,800	10,800				10,800

Code	Specific Activities	Status of Implementation	F- Institutions	G-Approved budget	GOU	Netherland	Sweden	Others	Total released
3.3.3.9	Provide support for investigation of 100 corruption cases	32 corruption cases were investigated and 23 submitted to the DPP for sanctioning, 6 pending Audit report from Auditor General and 7 suspects were produced to court.	UPF	150,000	123,700				123,700
3.3.3.10	Train 12 officers in inspection techniques	12 officers were trained on inspection skills from 12 Regions of Rwizi, Greater Masaka, Katonga, Wamala, Savanah, Sezibwa, Busoga North and East, Kiira, Malaba, Elgon and East Kyoga	UPF	6,000	6,000				6,000
3.3.3.11	Joint Sector inspections		Secretariat-2	250,000		150,000	100,000		250,000
3.3.3.12	Training of 10 JLOS inspectors in inspection and quality assurance by ESAMI in Arusha, Tanzania		Secretariat-2	180,000		180,000			180,000
3.3.3.13	Conduct annual joint integrity studies in five regions		Secretariat-2	150,000		75,000	50,000		125,000
3.3.4.1	implementation of undertakings/New JLOS development initiatives		Secretariat-2	200,000		100,000	100,000		200,000
3.4.1.1	Implement Joint action plan for prosecution of corruption cases +Hold 6 inter-agency criminal justice meetings for implementation prosecution of corruption cases' joint action plan	8 inter agency criminal justice meetings for implimentation prosecution of corruption cases' joint action plan were held.	DPP	30,000	30,000				30,000

Code	Specific Activities	Status of Implementation	F- Institutions	G-Approved budget	GOU	Netherland	Sweden	Others	Total released
3.4.1.2	Procure & distribute to 30 stations copies of Anti-Corruption and Cyber laws	40 copies of Anti-corruption and cyber laws procured	DPP	30,000	30,000				30,000
3.4.1.3	Hold a training meeting for DPP staff on accountability (ethics, integrity & performance mgt)	Funds were used for the launch of SIP 3, Clients charter, Performance Standards and Training and development policy	DPP	30,000	30,000				30,000
3.4.1.4	Develop guidelines for magistrates in the supervision of LCs	Efforts are underway to develop these guidelines	Judiciary	10,000	10,000				10,000
3.4.1.5	Translate and print court user manuals into 4 Languages (Luganda, Runyankole, Swahili and Luo)	Pending	Judiciary	50,000	32,500	15,000			47,500
3.4.1.6	Quarterly inspections in Districts	Made quarterly quality standard supervision on probation work and juvenile justice implementation in districts of; Kyenjojo, Kabarole, Bundibugyo, Mbale, Mpigi and in regional Remand Homes. MGLSD participated in the JLOS Joint leadership monitoring and inspection in the Western region	MoGLSD	50,000	40,000				40,000
3.4.1.7	5 Inspection exercises in the five regional registries	2 regional inspection exercises completed by senior supervisory staff	TAT	10,000	10,000				10,000

Code	Specific Activities	Status of Implementation	F-Institutions	G-Approved budget	GOU	Netherland	Sweden	Others	Total released
3.4.1.8	Capacity building for PPU	1 computer set acquired	TAT	5,000	5,000				5,000
3.4.1.9	Publication of Posters and handbooks of fees structure for URSB, Immigration and Courts		Secretariat-2	50,000		25,000			25,000
3.4.1.10	Conduct Integrity Study		Secretariat-2	100,000		5,000	50,000		55,000
3.4.1.11	Conduct continuous training for Internal Auditors to track corruption		Secretariat-2	30,000		30,000			30,000
3.4.1.12	Procure clock in system and staff name tags for URSB and Administrator General	Activity implementation plan completed, procurement in progress	URSB	20,000	20,000				20,000
			MoJCA/ Admin Gen	10,000	10,000				10,000
3.4.1.13	Procure 3 Electronic billboards for immigration information at Entebbe Airport		DCIC	30,000	30,000				30,000
3.4.1.14	Trafficking in Person taskforce	Supported the finalisation of National Action Plan draft; Developed National awareness strategy and IIEC materials; supported TIP investigations activities; conducted 8 field visits to re-enforce investigations in Kampala, Kalisizo, Mayuge, Malaba, Luuka, Busia, Jinja, Entebbe and Mbarara; Conducted monthly, quarterly and annual review meetings; collected data on victims and suspects	MIA	150,000	25,000	5,000	120,000		150,000

Code	Specific Activities	Status of Implementation	F-Institutions	G-Approved budget	GOU	Netherland	Sweden	Others	Total released
3.4.1.15	Set up customer hotline for URSB and Administrator General		Secretariat-2	20,000	744	9,226			9,970
3.4.1.17	Conduct annual anti corruption forum		Secretariat-2	30,000		30,000			30,000
3.4.1.18	Printing Code of Conduct		Secretariat-2	20,000		5,000			5,000
3.4.1.19	Printing and circulation of anti corruption strategy		Secretariat-2	50,000		40,000			40,000
3.4.2.1	Carry out regional 8 regional anti-corruption town hall meetings on corruption and perceived corruption by judicial officers in Arua, Mbale, Soroti and Jinja High Court Circuits	Ant corruption meetings carried out in Hoima, Kiryandongo, Masindi, Kibale and Kagadi	JSC	8,000		8,000			8,000
			JSC	1,600		1,600			1,600
			JSC	4,000	3,600	400			4,000
			JSC	3,120		3,000	100		3,100
			JSC	3,200	3,200				3,200
			JSC	2,400	1,200		1,200		2,400
			JSC	1,600	1,600				1,600
3.4.2.9	3 level foras with different tiers of the Judiciary on appraisals, performance management, discipline and recruitment held		JSC	25,000	25,000				25,000
3.4.2.10	Support for disposal of cases	35,532 cases deposited of/ handled	DPP	50,000	50,000				50,000
3.4.2.11	Preparation of anti corruption witnesses	820 witnesses were prepared for anti-corruption court.	DPP	100,000	100,000				100,000
3.4.2.13	Install a computerised fingerprint staff log system		MoJCA/FA	30,000	15,000	15,000			30,000

Code	Specific Activities	Status of Implementation	F- Institutions	G-Approved budget	GOU	Netherland	Sweden	Others	Total released
3.5.1.1	Conduct study on reparations programme		MoJCA/DLAS	150,000	92,038		39,500		131,538
3.6.2.1	Equip the Judiciary PRO office		Judiciary	30,000	29,225				29,225
	Programme Management								
4.1.1.1	Staff emoluments		secretariat-1	2,149,685	2,149,685				2,149,685
4.1.2.1	Fuel, maintenance, stationaries, utilities		secretariat -1	350,000	350,000				350,000
4.1.2.2	Quarterly policy meetings headed by Minister for allied institutions	The meeting between Minister and Allied institutions was held.	MoJCA/FA	10,000	5,500	2,500	2,000		10,000
4.1.2.3	Medical Insurance		Secretariat-2	15,000	15,000				15,000
4.1.2.4	Hold Annual JLOS Review		Secretariat-2	100,000					-
4.1.2.5	Carry out M&E Activities (Reporting, Surveys)		Secretariat-2	150,000	150,000				150,000
	Institutionalisation of JLOS M&E plan		Secretariat-2	100,000					-
4.1.2.6	Working Groups , Technical Committee and Steering		Secretariat-2	150,000	60,000	80,000			140,000
4.1.3.1	Short courses, in house trainings, on line training		secretariat -1	200,000	200,000				200,000
4.2.1.1	Annual reports, Semi Annual reports		Secretariat-2	100,000	100,000				100,000
4.2.2.1	JLOS Secretariat IT services		Secretariat-2	100,000	100,000				100,000
5.0	Proposed activities for approval								

Code	Specific Activities	Status of Implementation	F-Institutions	G-Approved budget	GOU	Netherland	Sweden	Others	Total released
5.1.1.1	Facilitation of the Taskforce on Plea Bargaining		Judiciary	50,000			50,000		50,000
5.1.1.2	Pilot training of judges appellate courts		Judiciary	400,000			400,000		400,000
5.1.1.4	Counter funding NICHE Project		Sectorwide - 2	50,000			50,000		50,000
5.1.1.5	Counter funding Austrian ADR Project		Sectorwide - 2	100,000			100,000		100,000
5.1.1.6	Development of strategy for recruitment, discipline and training of Judicial Officers(Benchmarking)		JSC	200,000			200,000		200,000
5.1.1.7	Recruitment and training of prison warders		UPS	300,000			300,000		300,000
5.1.1.8	Constructions of new Justice centre at Mityana (UPF, DPP and Court		Sectorwide - 2	1,500,000			1,500,000		1,500,000
5.1.1.9	Constructions of new Justice centre at Nwoya (UPF, DPP and Court		Sectorwide - 2	1,500,000			1,500,000		1,500,000
5.1.1.10	Women Cell at LDC Courts		LDC	100,000			100,000		100,000
5.1.1.11	Benchmarking TJ Sereleon and South Africa		Sectorwide - 2	75,000			75,000		75,000

Annex 3 : IMMIGRATION PRESENCE IN THE COUNTRY

DISTRICT	NAME OF SERVICE POINT	STATUS OF OFFICE	QUALITY OF STRUCTURE	REMARKS
AMURU	1. Atiak /Elegu Border post	Rented	Semi-permanent	Needs own building.
LAMWO	2. Ngomoromo Border Post	Planned for construction	Currently grass thatched	staff accommodation required
	3. Madi-Opei Border Post	Currently grass thatched	Poor	Has conflicts over boundary
GULU	4. Regional office	Shared JLOS Structure	Permanent	Limited office space yet it's earmarked for regional passport issuing center. Requires own building
ARUA	5. Regional office	Shared JLOS Structure	Permanent	Limited office space (2 rooms) yet it's earmarked for regional passport issuing center. Requires own building
	6. Vurra Border Post	Planned for construction	Currently in a uniport	
	7. Lia Border Post	Owned, nearly complete	Permanent	Need for staff accommodation and public toilet
	8. Odramachaku Border Post	Rented/not owned	Poor structure	Need for permanent structure
NEBBI	9. Goli Border Post	Owned, nearly complete	Currently in a uniport	Need for staff accommodation
KOBOKO	Oraba border post	Owned	Permanent	staff accommodation being constructed
KAABONG	10. Kidepo Airfield	Rented	Permanent (CAA building)	Needs furnishing
ZOMBO	11. Paidha Border Post	Rented	Poor structure	Need for own permanent structure
MOYO	12. Afogi Border Post	Owned	Permanent	
AMUDAT	13. Amudat Border Post	Owned (JLOs)	Permanent	Need public latrine
BUKWO	14. Suam River Border Post	Owned(JLOS)	Permanent	Needs furnishing
MANAFWA	15. Lwakhakha border post	Owned (IOM)	Permanent	Needs staff accommodation
BUSIA	16. Busia border Post	OSBP Project	Permanent	Needs staff accommodation
MBALE	17. Regional office	Shared Local government building	Permanent	Limited office space, yet it is a passport issuing center. Need office block of own.
JINJA	18. Regional Office	Shared Local government building (go down)	Permanent	Needs an office block and staff accommodation
TORORO	19. Malaba Border Post	OSBP Project	Permanent	Need for staff accommodation
HOIMA	20. Regional Office	Rented	No own structure	Urgent need for Office due to the high economic activity in the Albertine Graben
BULIISA	21. Kaiso Tonya Border Post	Rented	Dilapidated	Requires staff quarters
BUNDIBUGYO	22. Busunga Border Post	Planned for construction	Dilapidated	Requires staff quarters

NTOROKO	23. Post	Ntoroko Border	Planned for construction (JLOS)	Semi-permanent	Requires staff accommodation
	24. Post	Kayanja Border	Rented	Mud & Wattle(Grass Thatched)	Needs own office building
KASESE	25. Post	Mpondwe Border	Owned	permanent	
	26. Post	Kasese Airfield	No structure of own(CAA) Planned for construction (MTEF)	Permanent	
RUBIRIZI	27. Post	Kizinga Border	Owned, nearly complete	Temporary structure	Needs staff accommodation
KISORO	28. Post	Cyanika Border	Owned and completed structure	Permanent	Needs staff accommodation
	29. Post	Bunagana Border	Owned, planned for construction	permanent	Needs staff accommodation
KANUNGU	30. Post	Ishasha Border	Owned	Uniport	
	31. post	Butogota Border	Owned	Temporary structure	Requires office block and staff accommodation
KABALE	32. Post	Katuna Border	OSBP Project		Needs staff accommodation
NTUNGAMO	33. Post	Kamwezi Border	Owned	Uniport	Requires office block and staff accommodation
	34. Post	Mirama Hills	OSBP Project	Currently semi-permanent structure	Needs staff accommodation
ISINGIRO	35. Post	Kikagati	Owned/customs	Semi-permanent	Requires office block and staff accommodation
	36. Post	Bugango	No structure	No own structure	Requires office block and staff accommodation
RAKAI	37. post	Mutukula border	OSBP Project	Permanent structure	Needs staff accommodation
WAKISO	38. Post	Entebbe Airport	Rented from CAA	Permanent	Needs staff accommodation
BULIISA	39. Post	Wanseko	Uniport		Requires office block and staff accommodation
	40. Post	Kaiso Tonya	Owned(Planned for construction)	Poor structure	Needs staff accommodation
	41. post	Sebagoro border	Owned/ Temporary structure	Poor structure	Requires office block and staff accommodation
	42. Post	Butiaba	Uniport	Poor	Requires office block and staff accommodation
1. MAYUGE	43. Post	Sigulu	No structure	No own structure	Requires office block and staff accommodation
2. KAMPALA	44. Post	Port Bell	Shared structure with customs		Requires office block and staff accommodation
3. MOROTO	45. Post	Nasal border post	No structure	No own structure	Requires office block and staff accommodation

Annex 4. STATUS REPORT OF POLICE CONSTRUCTION PROJECTS UNDER VARIOUS FUNDING SOURCES - AS AT JUNE 2014

1) NETHERLAND FUNDING UNDER EMERGENCY HUMANITARIAN ASSISTANCE (PRDP I)

S/N	PROJECT DESCRIPTION	CONTRACTOR	START DATE	CONTRACT AMOUNT	AMOUNT SPENT	ADDITIONAL FUNDS	Status
Police Stations/ Blocks of Staff Houses							
1	Construction of Amolatar Police station	Muyanga Investments Ltd(306,197,168)	29th Nov 2007	601,002,350	425,742,076		Completed
2	Construction of 02No accommodation blocks in Amolatar	Muyanga Investments Ltd(294,805,182)	29th Nov 2007				Completed
3	Construction of Amuru Police station	Mata Construction Ltd(274,778,234)	29th Nov 2007	549,640,782	401,305,948		Completed
4	Construction of 02No accommodation blocks in Amuru	Mata Contractors Ltd(274,862,548)	29th Nov 2007				Completed
5	Construction of Dokolo Police station	Block Technical services Ltd	24th June 2011	539,547,216	201,265,780		Completed
6	Construction of 02No accommodation blocks in Dokolo	Block Technical services Ltd	24th June 2011				Completed
7	Construction of Oyam Police Station	Pearl Shelter Promoters (U) Ltd(300,726,487)	29th Nov 2007	572,319,005	130,216,256		Completed
8	02No accommodation blocks in Oyam	Pearl Shelter Promoters (U) Ltd(271,592,517)	29th Nov 2007				Retendered to M/s Block Technical services. Work is yet to start
9	Construction of Kaberamaido Police Station	JS Engineering Ltd(277,660,490)	29th Nov 2007	556,766,440	286,610,410	0	Completed
10	02No accommodation blocks in Kaberamaido	JS Engineering Wks Ltd(279,105,950)	29th Nov 2007			0	Completed
11	Construction of Pader Police Station	Dolomite Engineering services Ltd	29th Nov 2007	281,874,852	120,238,289	200,000,000	Completed
12	02No accommodation blocks in Pader	DA Komurubuga & Sons Ltd	29th Nov 2007	279,447,718	267,569,213		Completed
13	Construction of Amuria Police Station	Contract awarded to M/s High Tides Ltd. Works completed	29th Nov 2007	301,783,713	128,855,886		Completed
14	Construction of 02No. Accommodation blocks in Amuria	Contract awarded to M/s High Tides Ltd. Works completed	29th Nov 2007	272,565,132	65,543,909		Completed
15	02No accommodation blocks in Katakwi	Associated Ent & Construction		291,397,923	228,249,466		Completed
ASTU Headquarters/ Zonal Offices							
16	Construction of ASTU Headquarters	Gemuka Enterprises Ltd	1st Dec 2007	235,045,734	204,659,662		Completed

17	ASTU Zonal office block in Ngariam - Palam	Med Technologies Ltd (125,000,034/=)	1st Dec 2007	250,000,068	56,655,340		Contract re advertised after failing to attract bidders.
18	ASTU Zonal office block in Kolir	Med Technologies Ltd (125,000,034/=)	1st Dec 2007				Contract re advertised after failing to attract bidders.
19	ASTU Zonal office block in Wialir	Construction support services Ltd (123,978,478/=)	1st Dec 2007	247,956,956	212,621,828		Completed
20	Construction of ASTU Zonal office block in Kapelyabong	Construction support services Ltd (123,978,478/=)	1st Dec 2007				Completed
21	ASTU Zonal office block in Lapono	Kanyangareng Amalgamated (122,949,377/=)	1st Dec 2007	245,898,755	114,492,986		Contract re advertised after failing to attract bidders.
22	ASTU Zonal office block in Orom	Kanyangareng Amalgamated (122,949,377/=)	1st Dec 2007				Contract re advertised after failing to attract bidders.
23	ASTU zonal office block in Bukwo	Katiti Enterprises	1st Dec 2007	115,694,410	29,397,384		Contract re advertised after failing to attract bidders.
24	ASTU zonal office block in Chepuskunya	DA Komurubuga & Sons Ltd	4th May 2009	159,066,227	84,907,664		Completed
25	ASTU zonal office block in Amudat	Berur Traders Ltd	4th May 2009	161,246,588	12,739,782		Completed
26	ASTU zonal office block in Longeracora.	Ayemo Investments Ltd	10th Sept 2010	161,246,588	16,213,894		Contract re advertised after failing to attract bidders.
27	ASTU zonal office block in Morulem	Bunyonyi Engineering works ltd	18th November 2010	154,422,765	51,836,132		Contract re advertised after failing to attract bidders.

2) STATUS OF NETHERLAND FUNDING II (PRDPII) KIDDP

	PROJECT DESCRIPTION	CONTRACTOR	START DATE	CONTRACT AMOUNT	Amount spent	Additional Funds	Status
Police Stations/ Blocks of Staff Houses							
28	Moroto Police Station	Kadam Suppliers and Contractors Ltd	4th May 2009	339,407,447	182,763,103	372,000,000	Completed
29	Kotido Police station	Dankik Enterprises Ltd	4th May 2009	328,260,400	152,846,756	94,000,000	Completed
30	Kotido accommodation blocks A	Abilaza Enterprises Ltd	15th April 2011	192,434,847	32,444,312	0	Completed
31	Kotido accommodation blocks B	Kaidila Traders Ltd.	15th April 2011	192,434,847		0	Completed
32	Kaabong Police station	Kaabong United Traders Ltd	4th May 2009	376,557,061	207,760,936	94,000,000	Completed
33	Kaabong accommodation block A	Muhekamu Enterprises. Ltd	4th May 2009	182,343,262	176,636,926	0	Completed
34	Kaabong accommodation block B	MIC Construction Ltd	4th May 2009	182,343,262	133,930,488	0	Completed
35	Construction of Abim Police station	DA Komurubuga & Sons Ltd	4th May 2009	368,305,248	121,587,719	94,000,000	Finishing
36	Abim accommodation block A	DA Komurubuga & Sons Ltd	4th May 2009	182,343,262	71,862,435	0	Completed

37	Abim accommodation block B OLILIM P.T.SCHOOL	Pekasa Enterprises Ltd	4th May 2009	192,189,963	72,436,559	0	Completed
38	Construction of Administration block	Bata Consulting Engineers	6th Nov 2009	322,805,963	115,623,862	200,000,000	Structure roofed. The Contract terminated
39	Construction of classroom block A	Muyanga Investments Ltd	6th Nov 2009	180,006,981	96,843,240	0	Completed
40	Construction of classroom block B	Yondaz Ltd	6th Nov 2009	180,006,981	18,000,698	199,000,000	Completed
3) STATUS OF NETHERLANDS FUNDING III (JLOS PRDP)							
Blocks of Staff Houses							
41	03No accommodation blocks in Moroto	Kadam Dealers Ltd	12th Nov 2010	450,000,000	344,650,167		Completed
42	02No accommodation blocks At Iri iri	Kadam Dealers Ltd	12th Nov 2010	300,000,000	244,650,167		Completed
43	01No accommodation block At Namasale	Alma Connexious U Ltd	19th August 2011	300,000,000	139,024,657		Completed
44	01No accommodation block At Agwata	Alma Connexious U Ltd	19th August 2011				Completed
45	01No accommodation block at Aboke	Devayani International	Septmber 2010	141,896,323	55,647,051		Completed
46	01No accommodation at Adjumani	Zawadi Hotels Ltd.	September 2010	149,973,816	27,609,079		Completed
47	01No accommodation block at Amuru	Zawadi Hotels Ltd.	September 2010	149,973,816	49,133,961		Completed
48	01No accommodation block at Katakwi	Muhekamu Enterprises. Ltd	September 2010	463,244,288	390,919,622		Completed
49	01No accommodation block at Amuria	Muhekamu Enterprises. Ltd	September 2010				Completed
50	01No accommodation block at Otuboi	Muhekamu Enterprises. Ltd	September 2010				Completed
51	01No accommodation block at Pader	DA Komurubuga & Sons Ltd	August, 2010	166,318,970	126,502,685		Completed
4) FUNDING UNDER GOVERNMENT OF UGANDA							
1	Police Headquarters			18,000,000,000			Completed
2	Classrooms at Kabalye						Completed
3	Natete Police Station	In House with MUK		4,500,000,000			Completed
4	Cancer Hospital Kololo	In House					phase III Ground leveling
5	Rukungiri Staff Houses	In House, Hydroform					Completed
6	Kabale Staff houses	In House, Hydroform					Completed
5) FUNDING UNDER GOVERNMENT - PRDP							
1	Yumbe Police Station	In House, Hydroform	2013-14	500,000,000			Roofed
2	Buliisa Police Station	In House, Hydroform	2013-14	500,000,000			Roofed
3	Lumino Police Station	In House, Hydroform	2013-14	500,000,000			Roofed
4	Manafwa Police Station	In House, Hydroform	2013-14	500,000,000			Roofed
5	Awach Police Station	In House, Hydroform	2013-14	200,000,000			Completed
6	Tororo Police Station	In House, Hydroform	2013-14	600,000,000			Completed
7	Butaleja Police Station	In House, Hydroform	2012-13	400,000,000			Completed
8	Maracha Police Station	In House, Hydroform	2012-13	500,000,000			Completed
9	Awach Staff houses	In House, Hydroform	2012-13	200,000,000			Completed
10	Bududa Staff Houses	In House, Hydroform	2013-14	200,000,000			Roofed

11	Buliisa Staff Houses	In House, Hydroform	2013-14	200,000,000			Roofed
12	Maracha Staff Houses	In House, Hydroform	2012-13	200,000,000			Completed
13	Mbale Staff Houses (2blks)	In House, Hydroform	2013-14	400,000,000			Roofed
6) FUNDING UNDER JLOS							
1	Luwero Police Station		2011-12				2nd floor roofed
2	Kiira Division Police Station		2008-09	600,000,000			Completed
3	Koboko Police Station	Not yet awarded	2013-14	500,000,000			To be taken under the Community Justice centres
4	Koboko Staff Houses (2 blks)	Mata Construction Ltd	2010-11	500,000,000			Completed
5	Mayuge Staff House	Muhekamu Ent Ltd	2009-10	350,000,000			Completed
6	Ibanda Staff House	Pekasa Enterprises Ltd	2009-10	350,000,000			Completed
7	Kirhura Staff House	Pekasa Enterprises Ltd	2010-11	500,000,000			Completed
7) COMMUNITY JUSTICE CENTERS UNDER JLOS							
1	Lamwo Police Station						Completed
2	Kayunga Police Station						Completed
3	Kisoro Police Station						Completed
4	Isingiro Police Station						Completed
5	Bundibugyo Police Station	Zawadi Hotels Ltd.					Completed
6	Kyenjojo Police Station						To be advertised by Police ths FY 2014-15
7	Nwoya Police Station						Completed
8	Canine Breeding center						Finishing and Fencing

(Footnotes)

- 1 The child population in Uganda is 48.9%- Unicef and estimated population 2014 is 36.6million.
- 2 This is a 2012 figure

